

DISTRIKT
TRAILSIDE

*Enviably
Oakville*



Located on the lake and surrounded by nature's magnificence, with eminently connected transit, fabulous restaurants, shopping, golf clubs, marinas, and some of the best public and private schools in the region. Oakville brings inspired, dynamic living to your doorstep.

Explore the charming neighbourhoods and verdant features that make Oakville living so singular. Discover a new community nestled amid the best of historic Oakville. Where unmatched architectural beauty combines with spectacular views of luxuriant parks and untouched ravines.

ONTARIO'S HIDDEN GEM




TRAILSIDE DRIVE

DUNDAS STREET

All illustrations are artist concept only. E.&O.E.



THE LOBBY




All illustrations are artist concept only. E.&O.E.

THE LOUNGE



All illustrations are artist concept only. E.&O.E.

THE FITNESS STUDIO




All illustrations are artist concept only. E.&O.E

THE OUTDOOR TERRACE



GROUND FLOOR AMENITIES PLAN

- 1. THE LOBBY
- 2. RETAIL
- 3. THE FITNESS STUDIO
- 4. MAIL ROOM
- 5. PET SPA
- 6. MOVING ROOM
- 7. PARCEL ROOM



All illustrations are artist concept only. E.&O.E.

6TH FLOOR AMENITIES PLAN

- 1. OUTDOOR TERRACE
- 2. RESIDENCE LOUNGE
- 3. BAR
- 4. PREP KITCHEN
- 5. DINING
- 6. GAMES
- 7. BBQ AREA



THE SUITES



THE TERRACES



All illustrations are artist concept only. E.&O.E.

THE KITCHENS



24

25

All illustrations are artist concept only. E.&O.E.

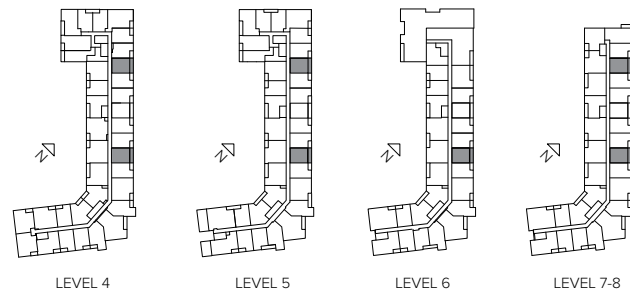
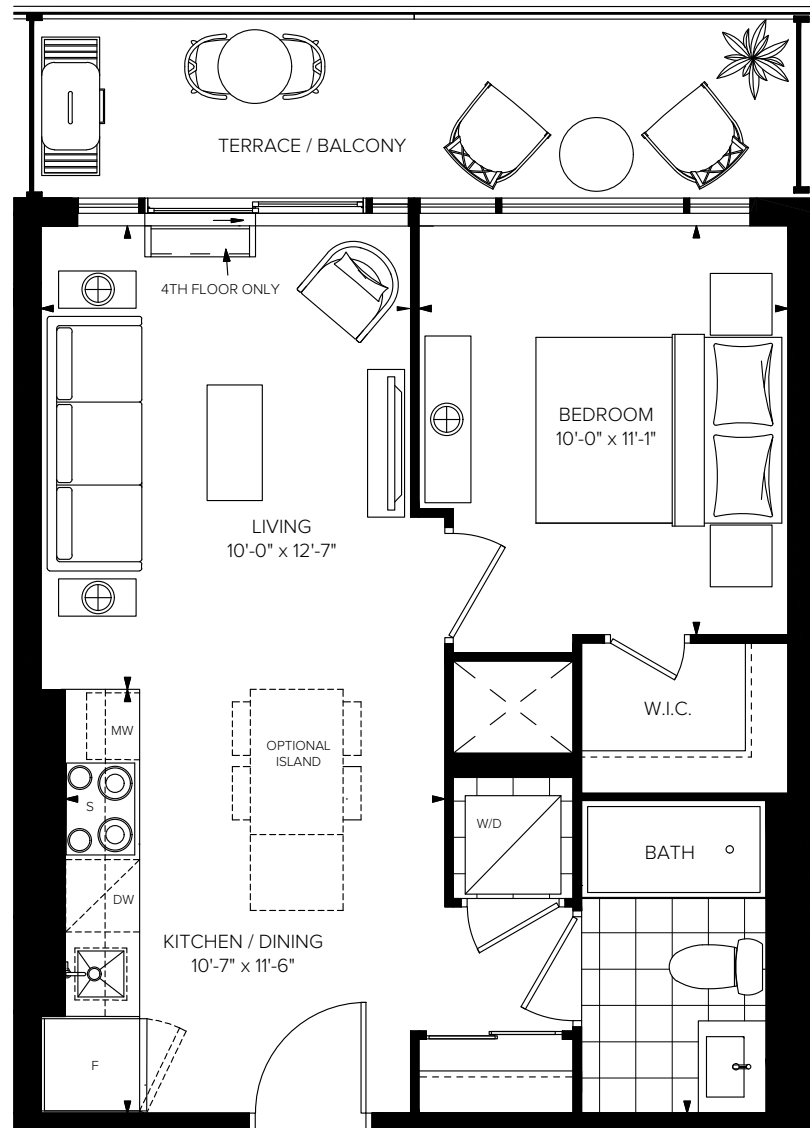
DISTRIBUITSIDE

DISTRIBUITSIDE

DISTRIKT
TRAILSIDE

DT530

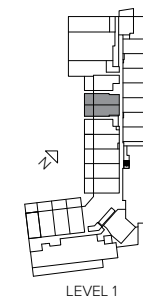
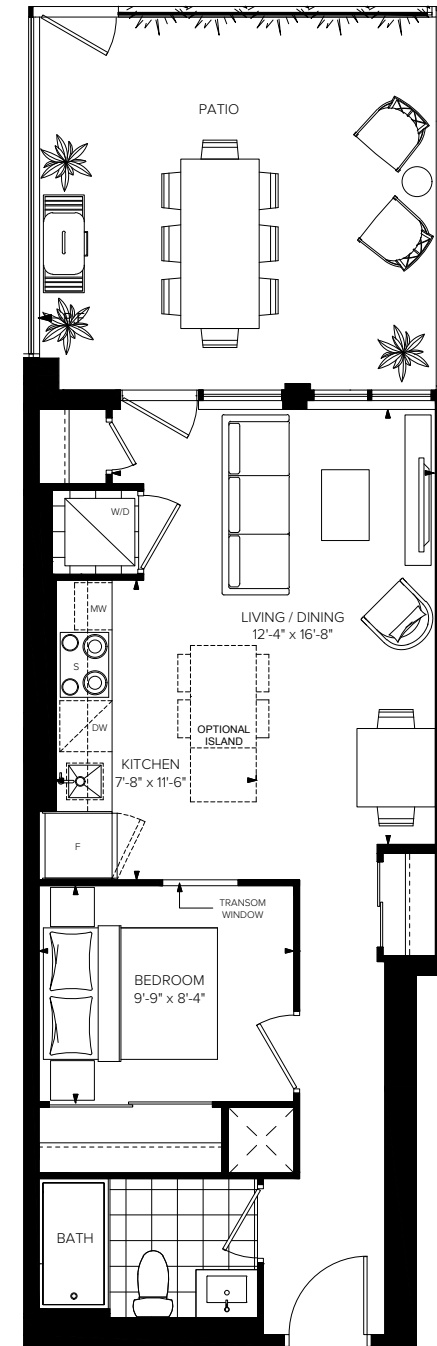
INTERIOR: 530 SQ.FT. EXTERIOR: 102 SQ.FT. 1 BEDROOM + 1 BATH



This drawing is not to scale. All details and dimensions, if any, are approximate, and subject to change without notice. Floor plans are subject to change in accordance with the Condominium Documents. Balconies and terraces are shown for display purposes only and are subject to change for architectural or approval authority requirements and may vary from floor to floor. Window design may vary. Suite purchased may be mirror image of layout shown. All furniture is for illustration purposes only. Flooring patterns may vary. E. & O.E.

DT575

INTERIOR: 575 SQ.FT. EXTERIOR: 212 SQ.FT. 1 BEDROOM + 1 BATH

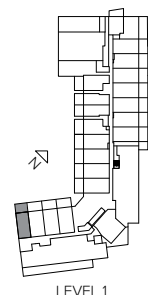
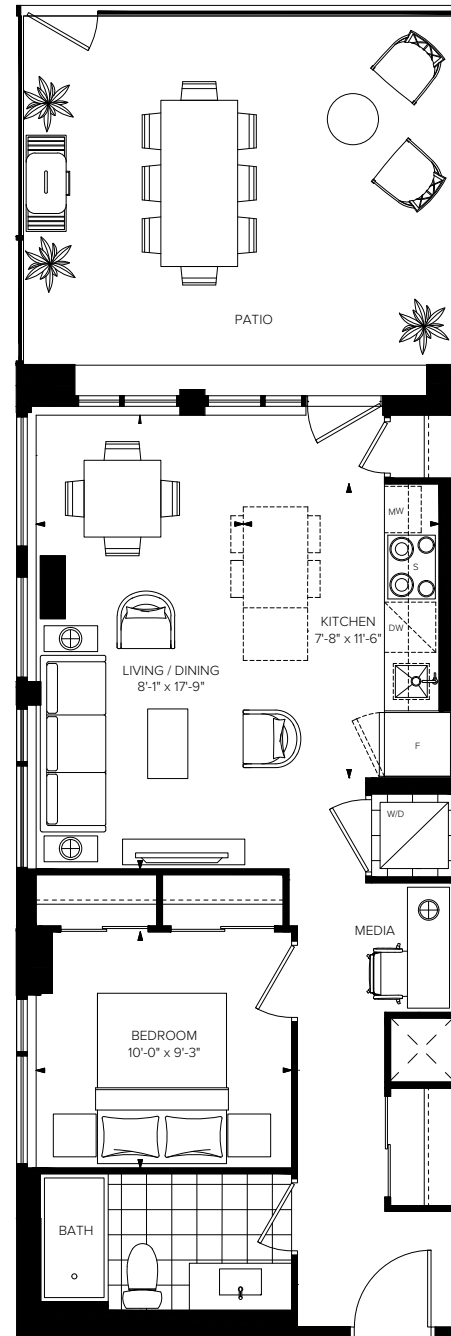


This drawing is not to scale. All details and dimensions, if any, are approximate, and subject to change without notice. Floor plans are subject to change in accordance with the Condominium Documents. Balconies and terraces are shown for display purposes only and are subject to change for architectural or approval authority requirements and may vary from floor to floor. Window design may vary. Suite purchased may be mirror image of layout shown. All furniture is for illustration purposes only. Flooring patterns may vary. E. & O.E.

DT635

ONE BEDROOM + DEN

INTERIOR: 635 SQ.FT. EXTERIOR: 229 SQ.FT. 1 BEDROOM + MEDIA + 1 BATH

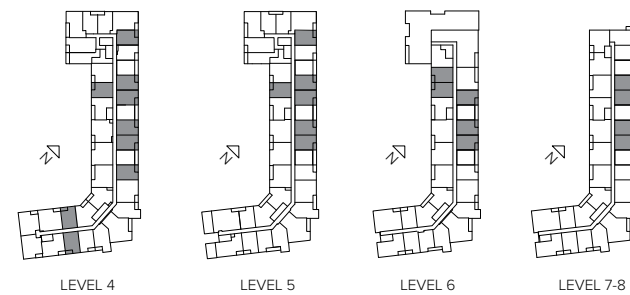
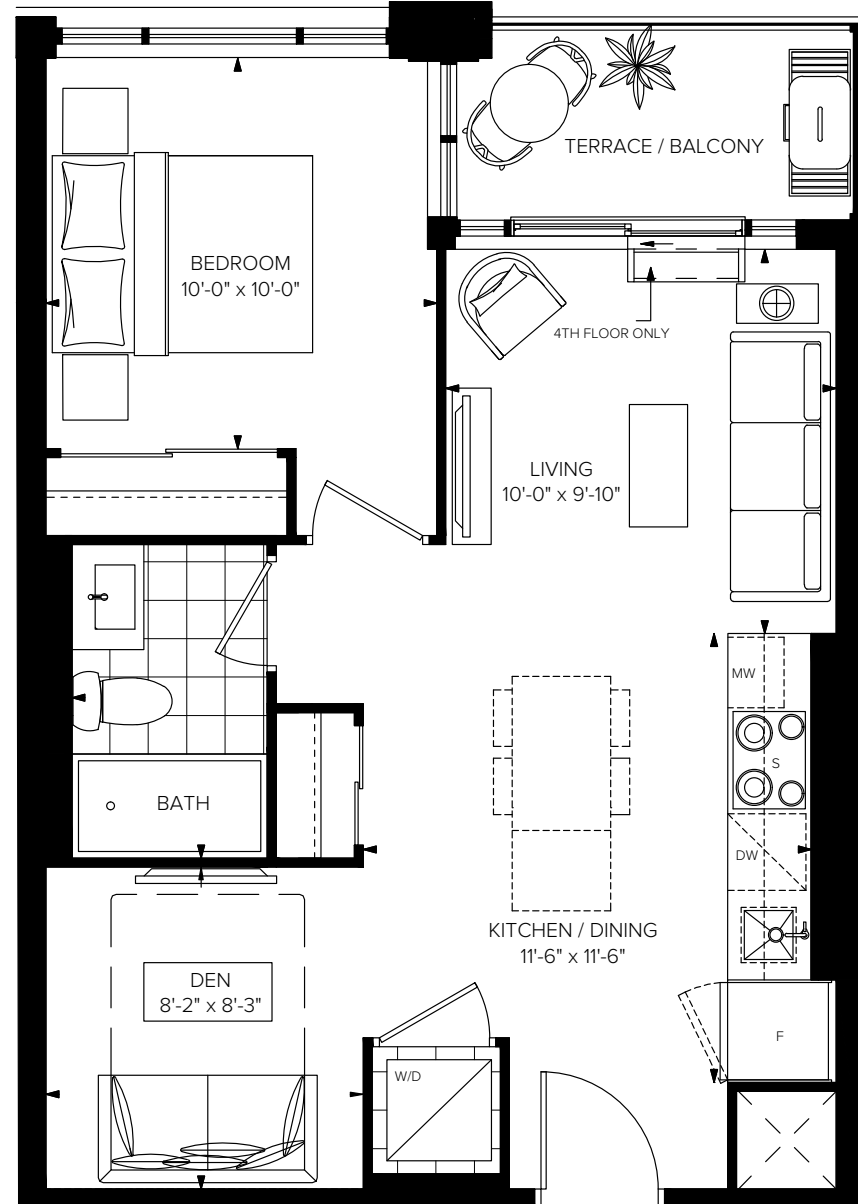


This drawing is not to scale. All details and dimensions, if any, are approximate, and subject to change without notice. Floor plans are subject to change in accordance with the Condominium Documents. Balconies and terraces are shown for display purposes only and are subject to change for architectural or approval authority requirements and may vary from floor to floor. Window design may vary. Suite purchased may be mirror image of layout shown. All furniture is for illustration purposes only. Flooring patterns may vary. E. & O.E.

DISTRIKT TRAILSIDE

DT582

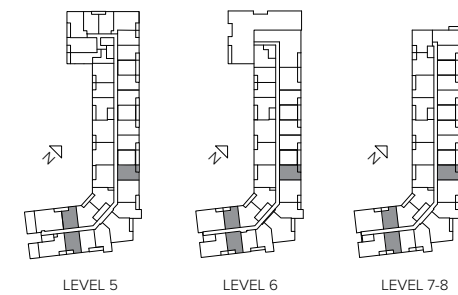
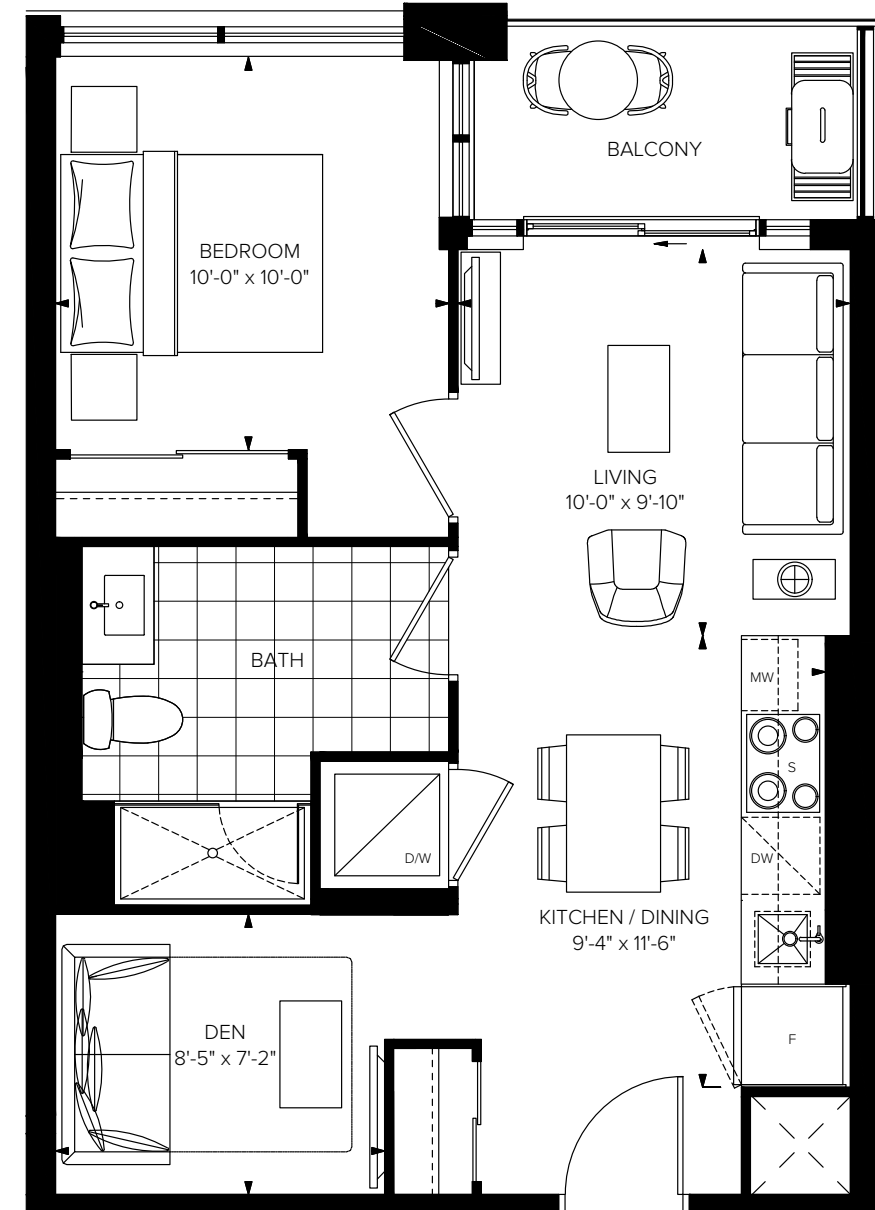
INTERIOR: 582 SQ.FT. EXTERIOR: 50 SQ.FT. 1 BEDROOM + DEN + 1 BATH



This drawing is not to scale. All details and dimensions, if any, are approximate, and subject to change without notice. Floor plans are subject to change in accordance with the Condominium Documents. Balconies and terraces are shown for display purposes only and are subject to change for architectural or approval authority requirements and may vary from floor to floor. Window design may vary. Suite purchased may be mirror image of layout shown. All furniture is for illustration purposes only. Flooring patterns may vary. E. & O.E.

DT582-A

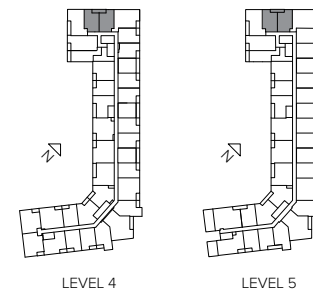
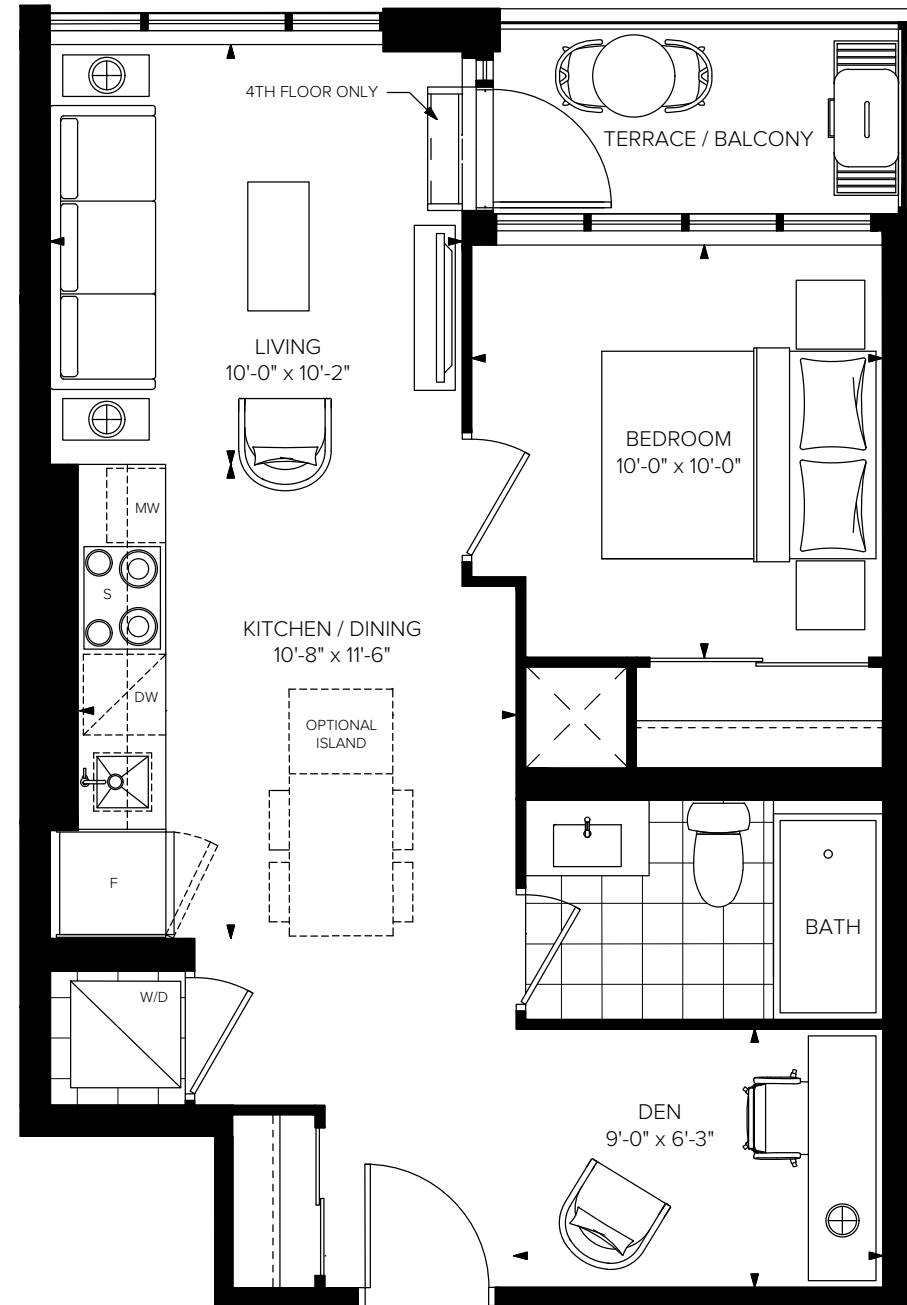
INTERIOR: 582 SQ.FT. EXTERIOR: 50 SQ.FT. 1 BEDROOM + DEN + 1 BATH



This drawing is not to scale. All details and dimensions, if any, are approximate, and subject to change without notice. Floor plans are subject to change in accordance with the Condominium Documents. Balconies and terraces are shown for display purposes only and are subject to change for architectural or approval authority requirements and may vary from floor to floor. Window design may vary. Suite purchased may be mirror image of layout shown. All furniture is for illustration purposes only. Flooring patterns may vary. E. & O.E.

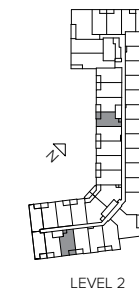
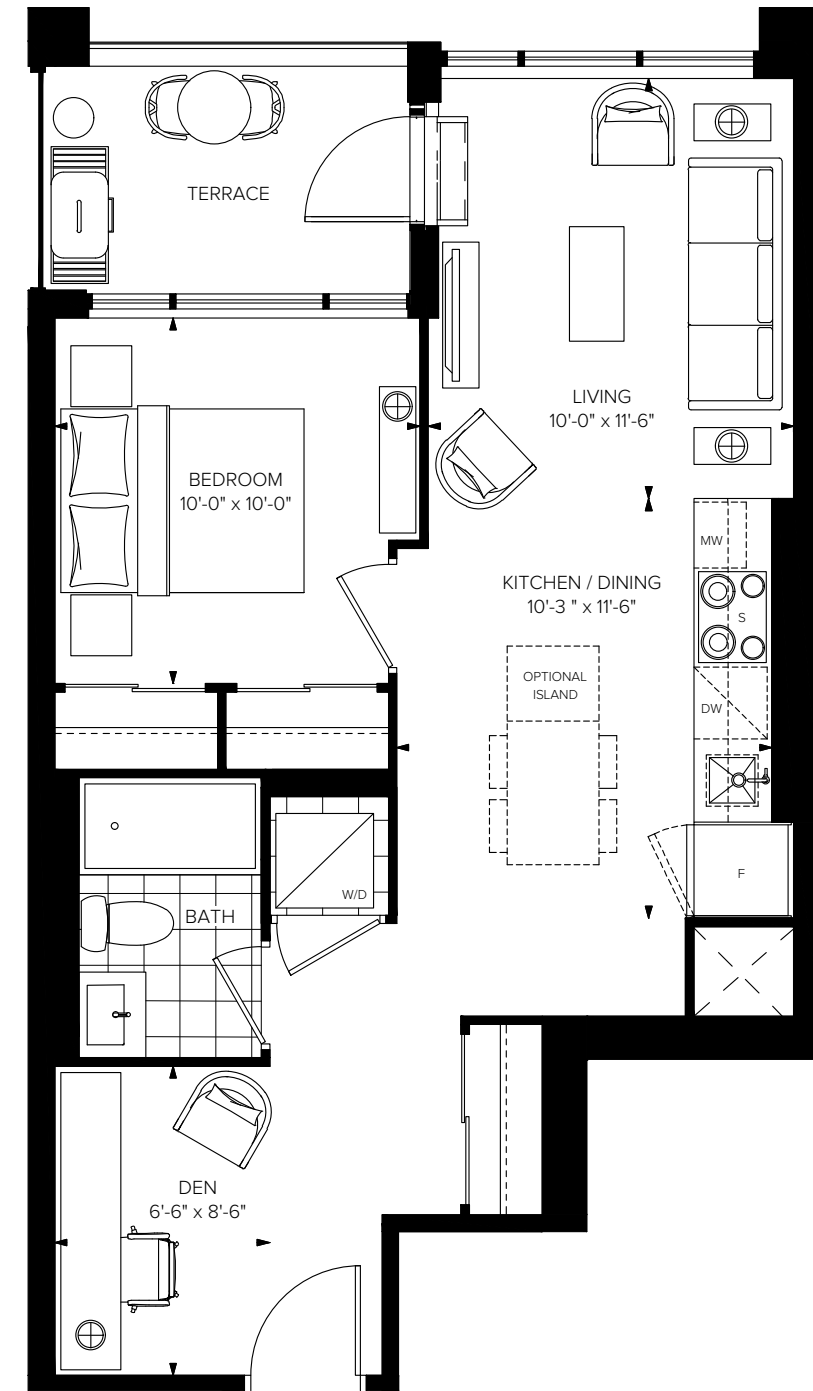
DT590

INTERIOR: 590 SQ.FT. EXTERIOR: 49 SQ.FT. 1 BEDROOM + DEN + 1 BATH



DT592

INTERIOR: 592 SQ.FT. EXTERIOR: 67 SQ.FT. 1 BEDROOM + DEN + 1 BATH

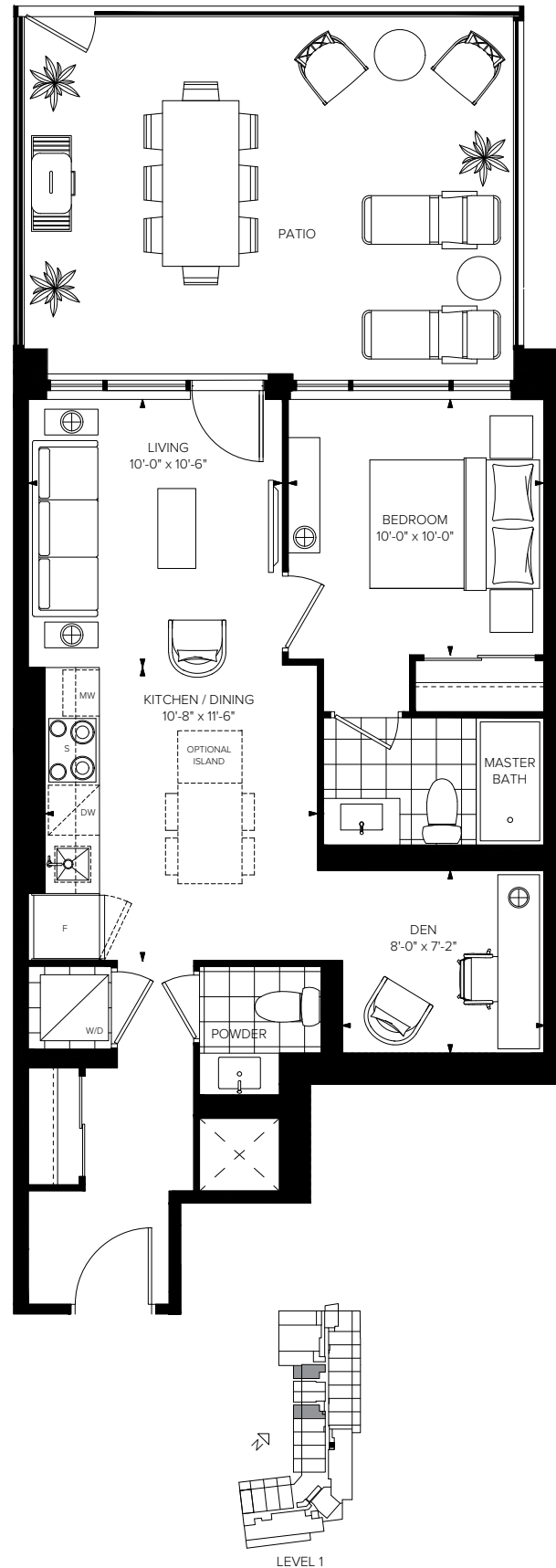


This drawing is not to scale. All details and dimensions, if any, are approximate, and subject to change without notice. Floor plans are subject to change in accordance with the Condominium Documents. Balconies and terraces are shown for display purposes only and are subject to change for architectural or approval authority requirements and may vary from floor to floor. Window design may vary. Suite purchased may be mirror image of layout shown. All furniture is for illustration purposes only. Flooring patterns may vary. E. & O.E.

This drawing is not to scale. All details and dimensions, if any, are approximate, and subject to change without notice. Floor plans are subject to change in accordance with the Condominium Documents. Balconies and terraces are shown for display purposes only and are subject to change for architectural or approval authority requirements and may vary from floor to floor. Window design may vary. Suite purchased may be mirror image of layout shown. All furniture is for illustration purposes only. Flooring patterns may vary. E. & O.E.

DT667

INTERIOR: 667 SQ.FT. EXTERIOR: 253 SQ.FT. 1 BEDROOM + DEN + 1.5 BATH



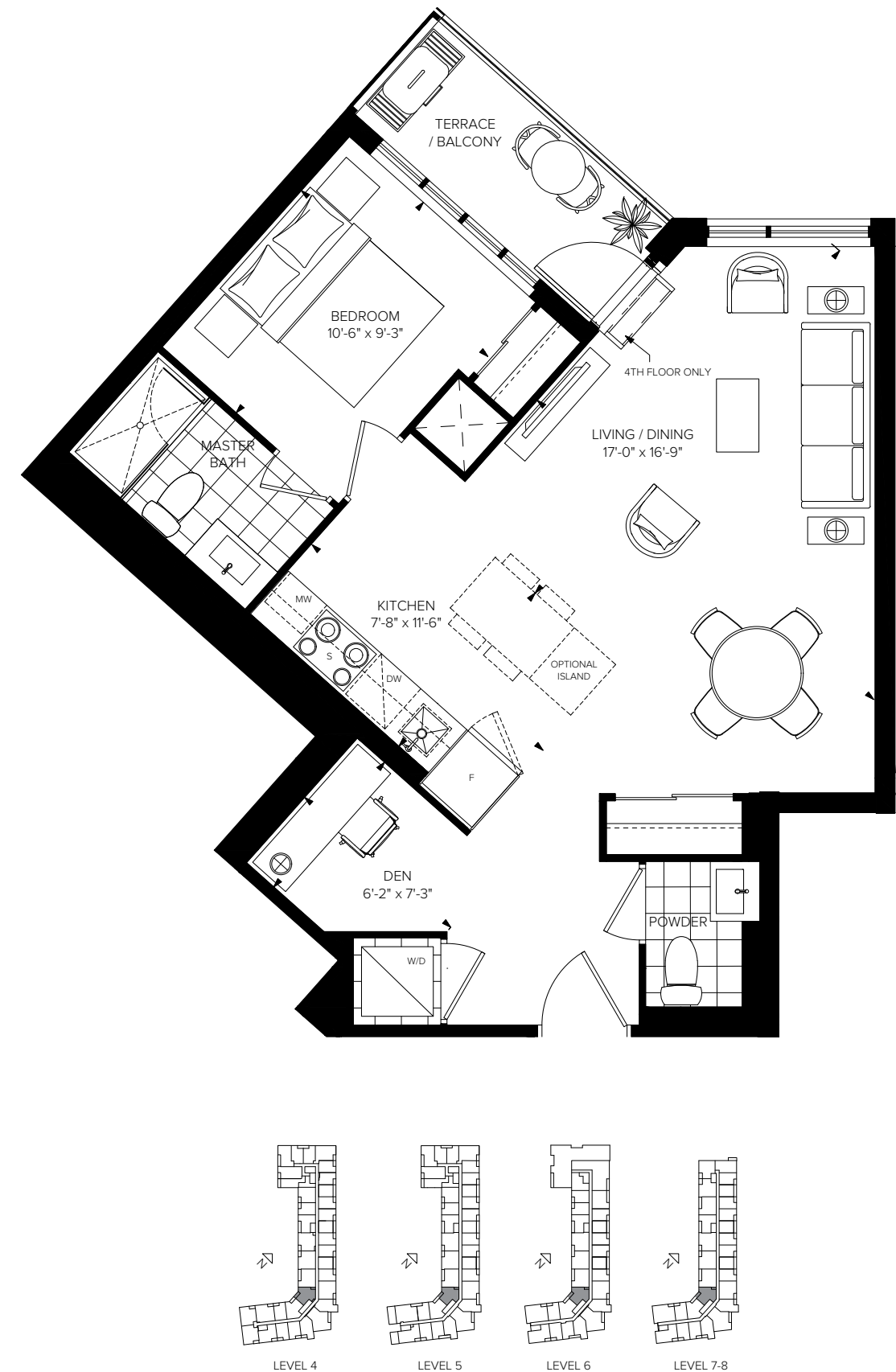
36

DISTRICTTALISIDE

This drawing is not to scale. All details and dimensions, if any, are approximate, and subject to change without notice. Floor plans are subject to change in accordance with the Condominium Documents. Balconies and terraces are shown for display purposes only and are subject to change for architectural or approval authority requirements and may vary from floor to floor. Window design may vary. Suite purchased may be mirror image of layout shown. All furniture is for illustration purposes only. Flooring patterns may vary. E. & O.E.

DT736

INTERIOR: 736 SQ.FT. EXTERIOR: 58 SQ.FT. 1 BEDROOM + DEN + 1.5 BATH



37

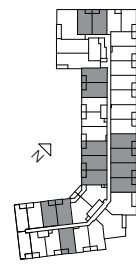
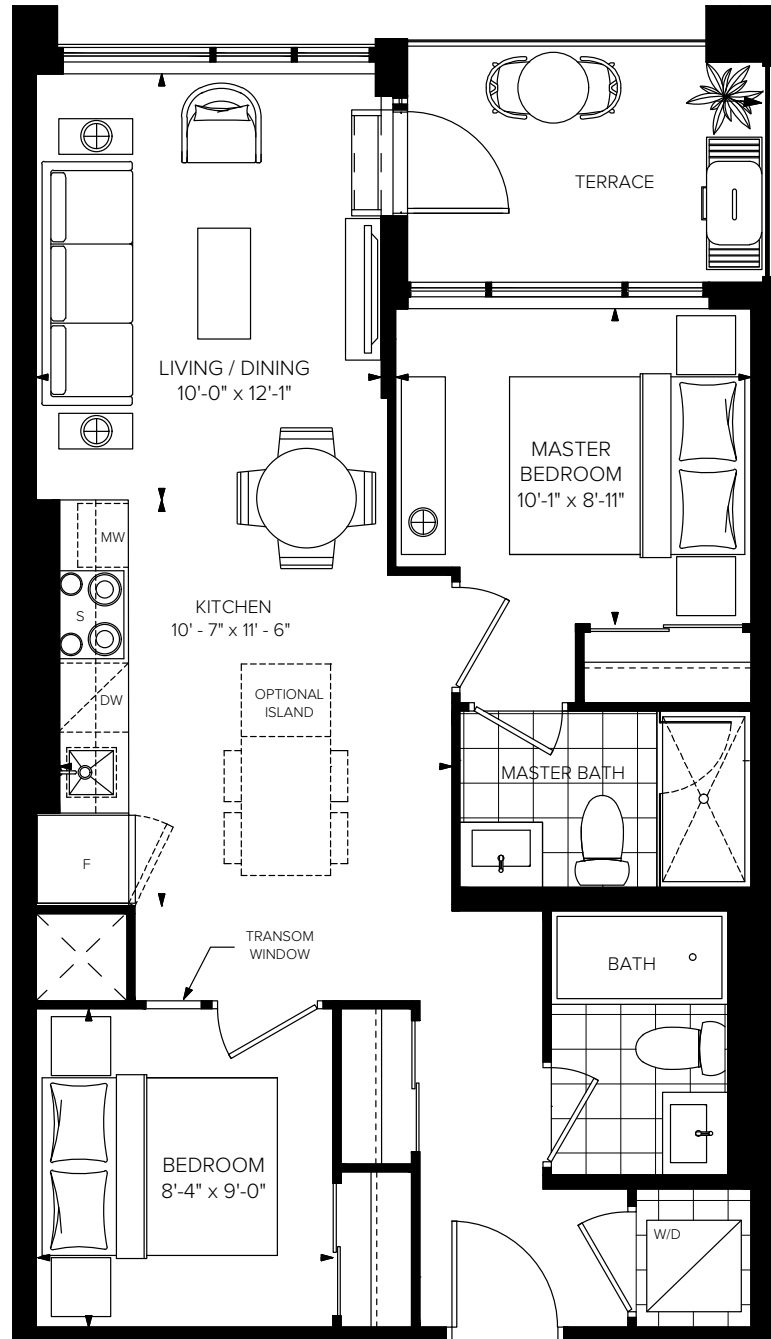
DISTRICTTALISIDE

This drawing is not to scale. All details and dimensions, if any, are approximate, and subject to change without notice. Floor plans are subject to change in accordance with the Condominium Documents. Balconies and terraces are shown for display purposes only and are subject to change for architectural or approval authority requirements and may vary from floor to floor. Window design may vary. Suite purchased may be mirror image of layout shown. All furniture is for illustration purposes only. Flooring patterns may vary. E. & O.E.

DISTRIKT
TRAILSIDE

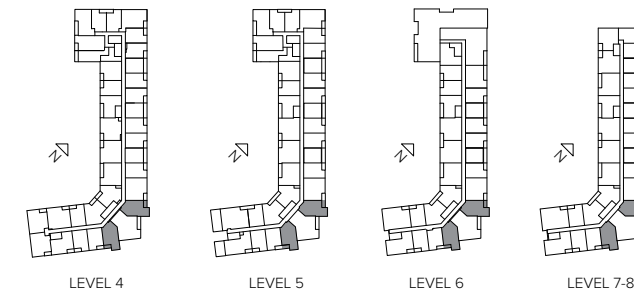
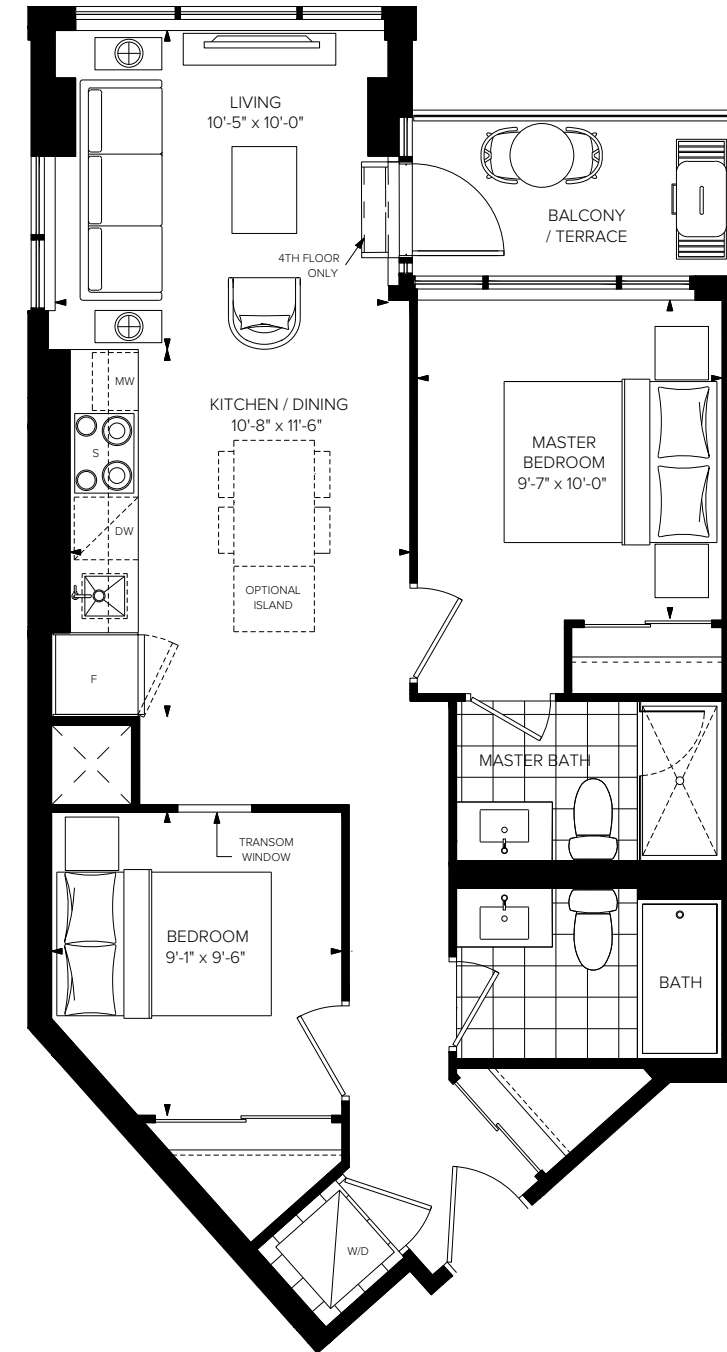
DT702

INTERIOR: 702 SQ.FT. EXTERIOR: 65 SQ.FT. 2 BEDROOM + 2 BATH



DT728

INTERIOR: 728 SQ.FT. EXTERIOR: 50 SQ.FT. 2 BEDROOM + 2 BATH

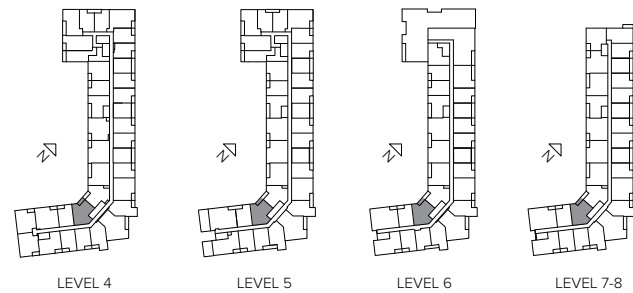
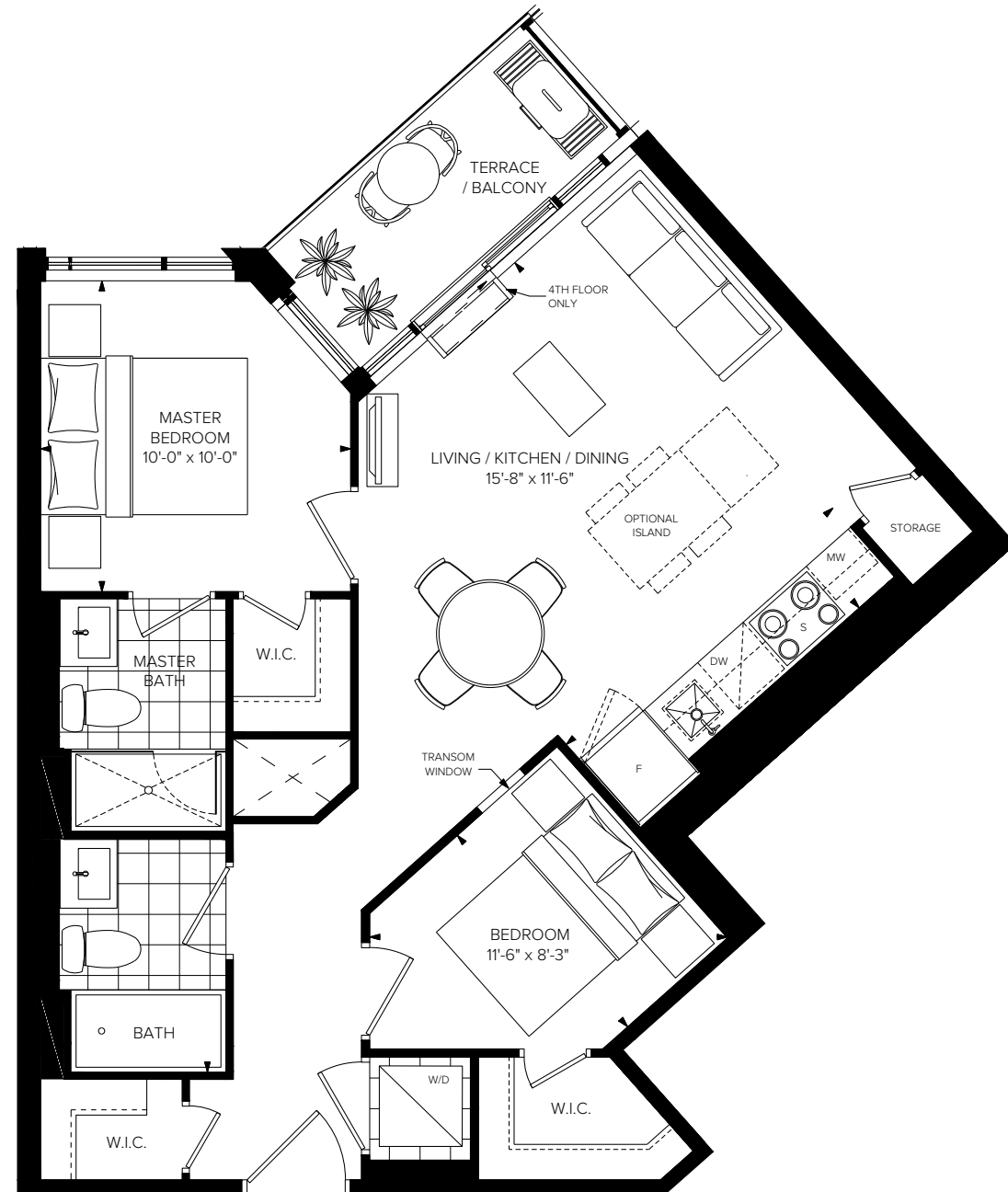


This drawing is not to scale. All details and dimensions, if any, are approximate, and subject to change without notice. Floor plans are subject to change in accordance with the Condominium Documents. Balconies and terraces are shown for display purposes only and are subject to change for architectural or approval authority requirements and may vary from floor to floor. Window design may vary. Suite purchased may be mirror image of layout shown. All furniture is for illustration purposes only. Flooring patterns may vary. E. & O.E.

This drawing is not to scale. All details and dimensions, if any, are approximate, and subject to change without notice. Floor plans are subject to change in accordance with the Condominium Documents. Balconies and terraces are shown for display purposes only and are subject to change for architectural or approval authority requirements and may vary from floor to floor. Window design may vary. Suite purchased may be mirror image of layout shown. All furniture is for illustration purposes only. Flooring patterns may vary. E. & O.E.

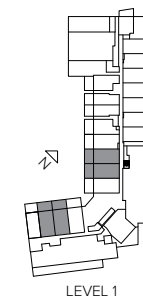
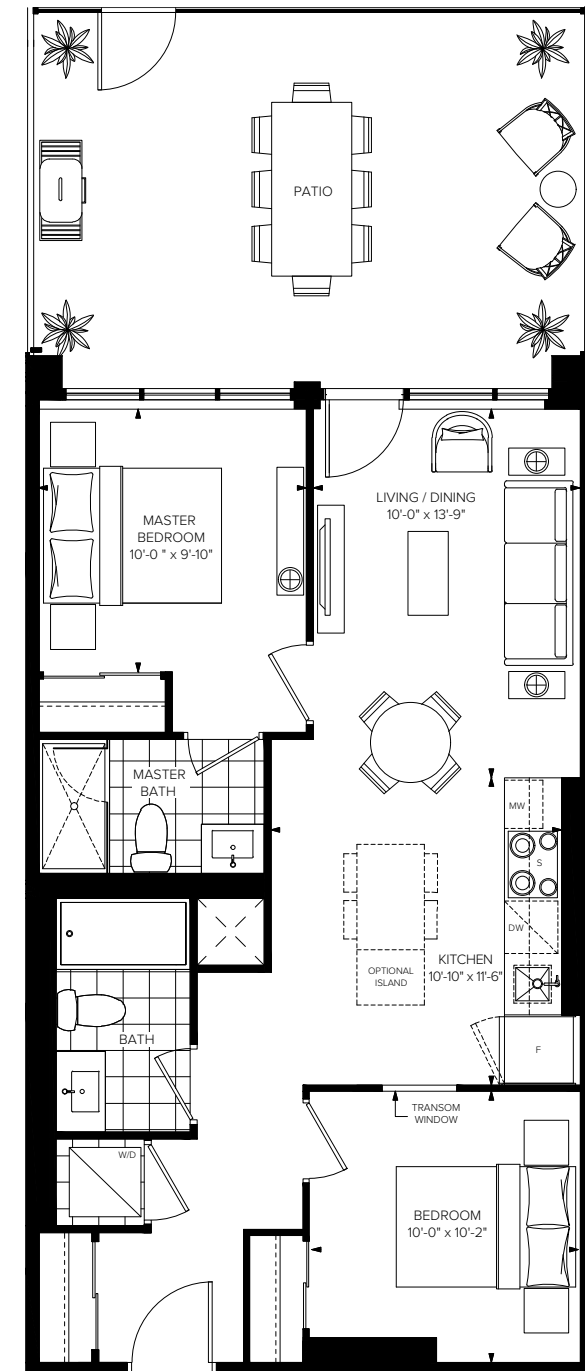
DT752

INTERIOR: 752 SQ.FT. EXTERIOR: 55 SQ.FT. 2 BEDROOM + 2 BATH



DT766

INTERIOR: 766 SQ.FT. EXTERIOR: 271 SQ.FT. 2 BEDROOM + 2 BATH

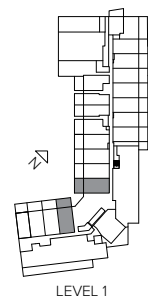
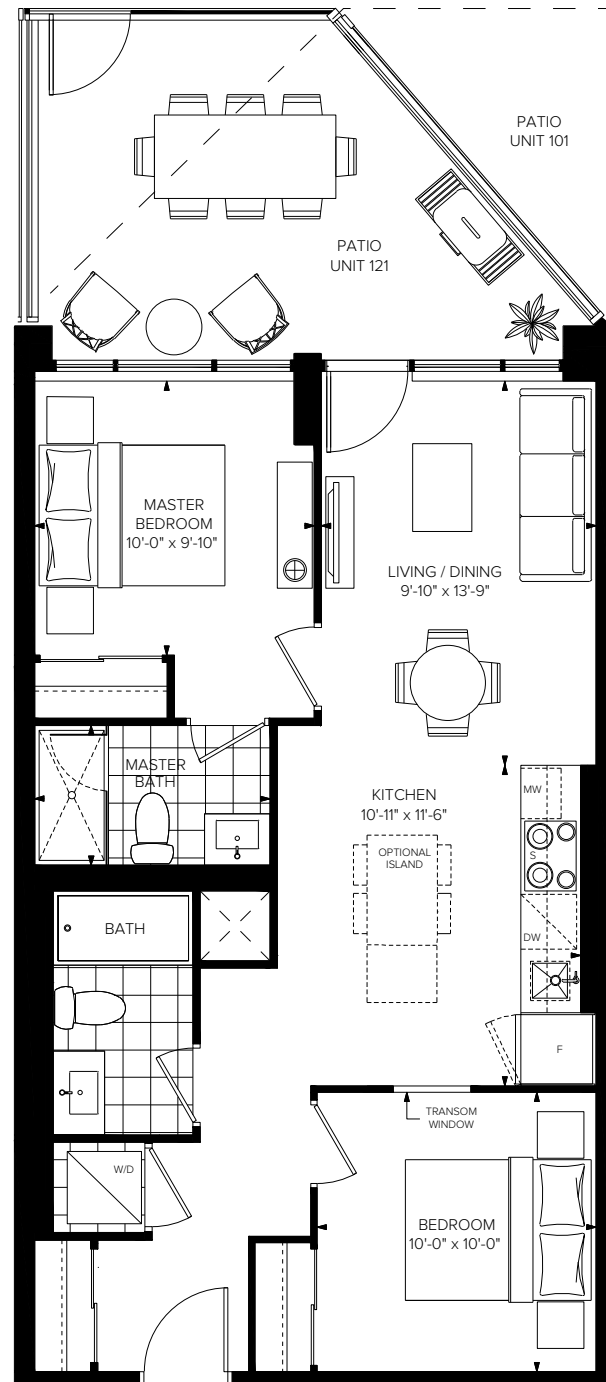


This drawing is not to scale. All details and dimensions, if any, are approximate, and subject to change without notice. Floor plans are subject to change in accordance with the Condominium Documents. Balconies and terraces are shown for display purposes only and are subject to change for architectural or approval authority requirements and may vary from floor to floor. Window design may vary. Suite purchased may be mirror image of layout shown. All furniture is for illustration purposes only. Flooring patterns may vary. E. & O.E.

This drawing is not to scale. All details and dimensions, if any, are approximate, and subject to change without notice. Floor plans are subject to change in accordance with the Condominium Documents. Balconies and terraces are shown for display purposes only and are subject to change for architectural or approval authority requirements and may vary from floor to floor. Window design may vary. Suite purchased may be mirror image of layout shown. All furniture is for illustration purposes only. Flooring patterns may vary. E. & O.E.

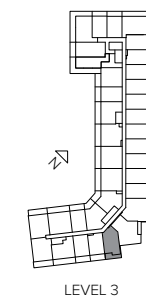
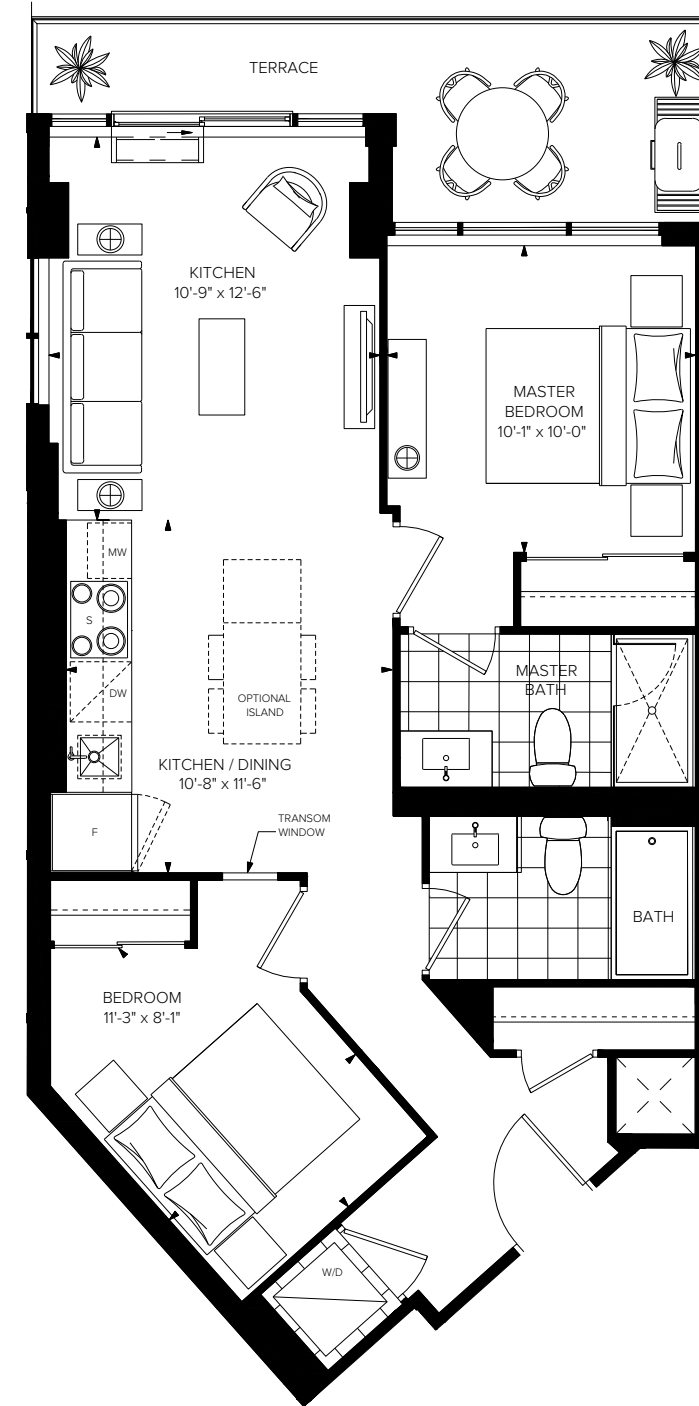
DT766-A

INTERIOR: 766 SQ.FT. EXTERIOR: 202 SQ.FT. 2 BEDROOM + 2 BATH



DT773

INTERIOR: 773 SQ.FT. EXTERIOR: 105 SQ.FT. 2 BEDROOM + 2 BATH

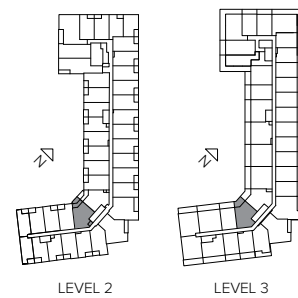


This drawing is not to scale. All details and dimensions, if any, are approximate, and subject to change without notice. Floor plans are subject to change in accordance with the Condominium Documents. Balconies and terraces are shown for display purposes only and are subject to change for architectural or approval authority requirements and may vary from floor to floor. Window design may vary. Suite purchased may be mirror image of layout shown. All furniture is for illustration purposes only. Flooring patterns may vary. E. & O.E.

This drawing is not to scale. All details and dimensions, if any, are approximate, and subject to change without notice. Floor plans are subject to change in accordance with the Condominium Documents. Balconies and terraces are shown for display purposes only and are subject to change for architectural or approval authority requirements and may vary from floor to floor. Window design may vary. Suite purchased may be mirror image of layout shown. All furniture is for illustration purposes only. Flooring patterns may vary. E. & O.E.

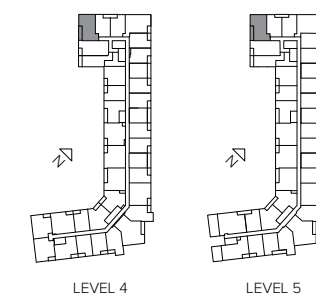
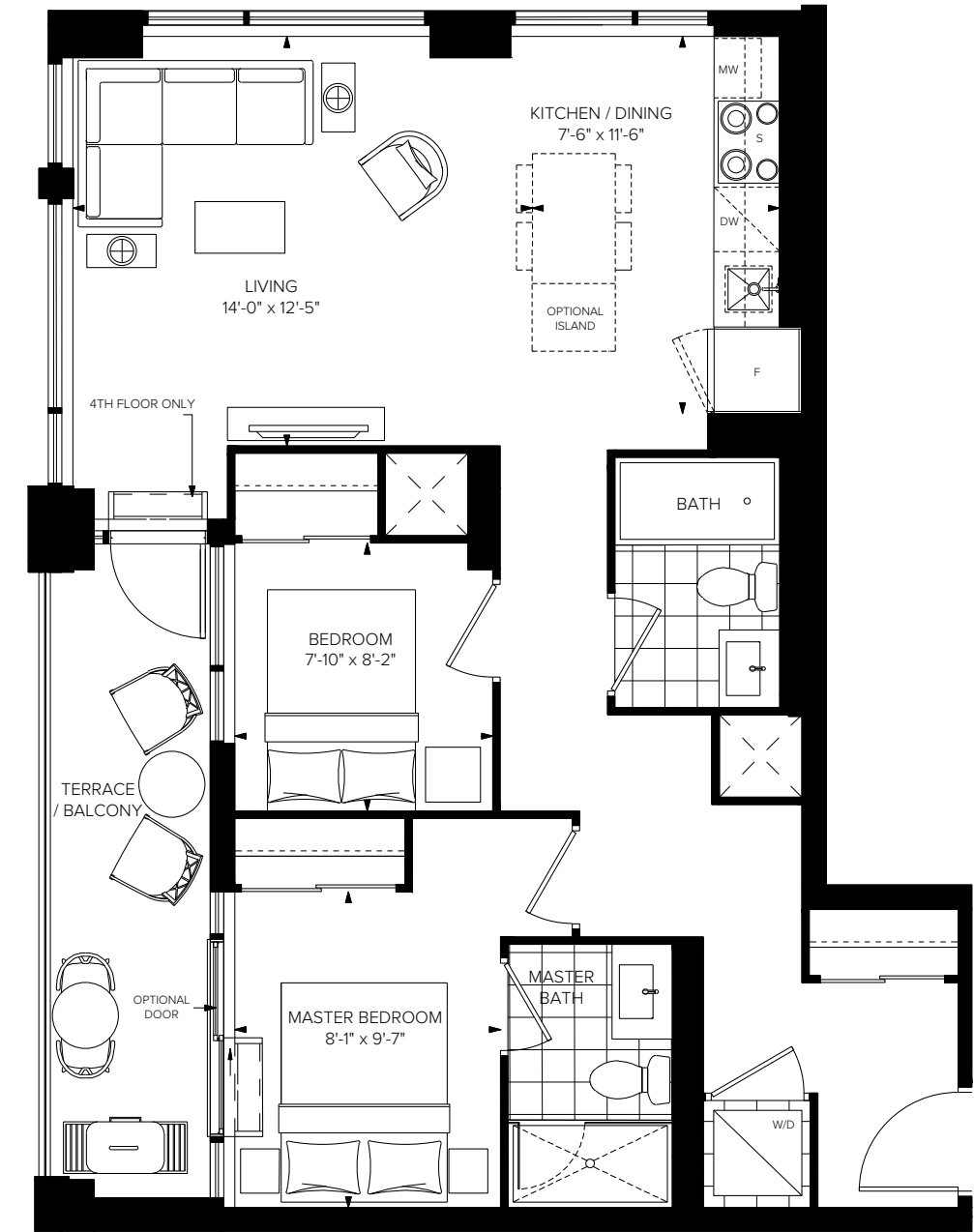
DT799

INTERIOR: 799 SQ.FT. EXTERIOR: 114 SQ.FT. / 91 SQ.FT. 2 BEDROOM + 2 BATH



DT800

INTERIOR: 800 SQ.FT. EXTERIOR: 100 SQ.FT. 2 BEDROOM + 2 BATH

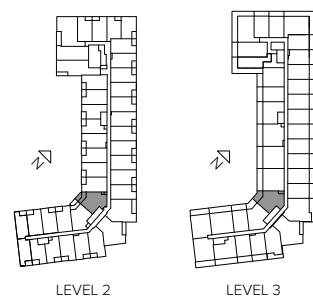
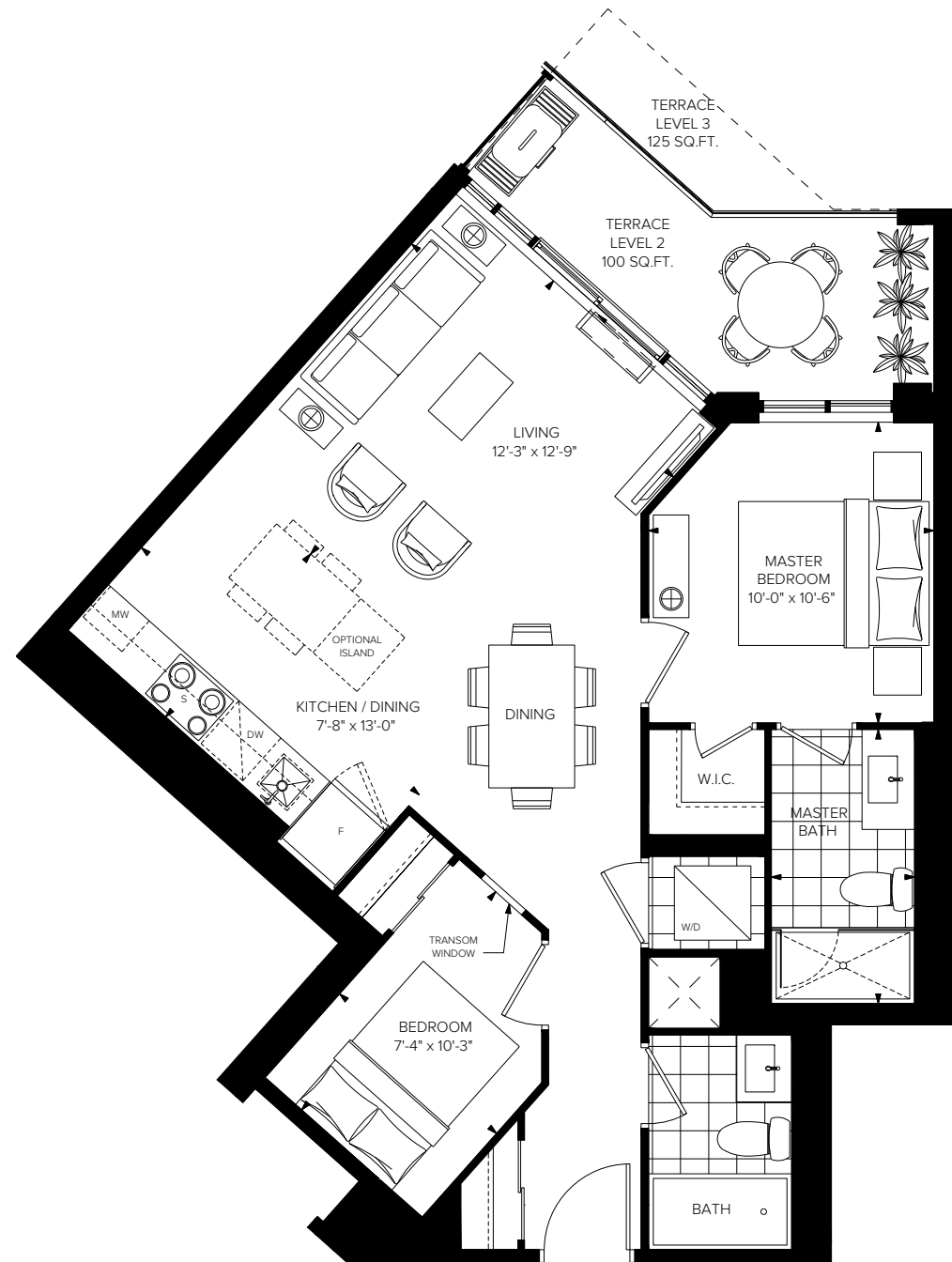


This drawing is not to scale. All details and dimensions, if any, are approximate, and subject to change without notice. Floor plans are subject to change in accordance with the Condominium Documents. Balconies and terraces are shown for display purposes only and are subject to change for architectural or approval authority requirements and may vary from floor to floor. Window design may vary. Suite purchased may be mirror image of layout shown. All furniture is for illustration purposes only. Flooring patterns may vary. E. & O.E.

This drawing is not to scale. All details and dimensions, if any, are approximate, and subject to change without notice. Floor plans are subject to change in accordance with the Condominium Documents. Balconies and terraces are shown for display purposes only and are subject to change for architectural or approval authority requirements and may vary from floor to floor. Window design may vary. Suite purchased may be mirror image of layout shown. All furniture is for illustration purposes only. Flooring patterns may vary. E. & O.E.

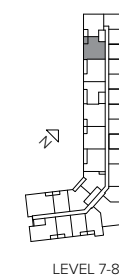
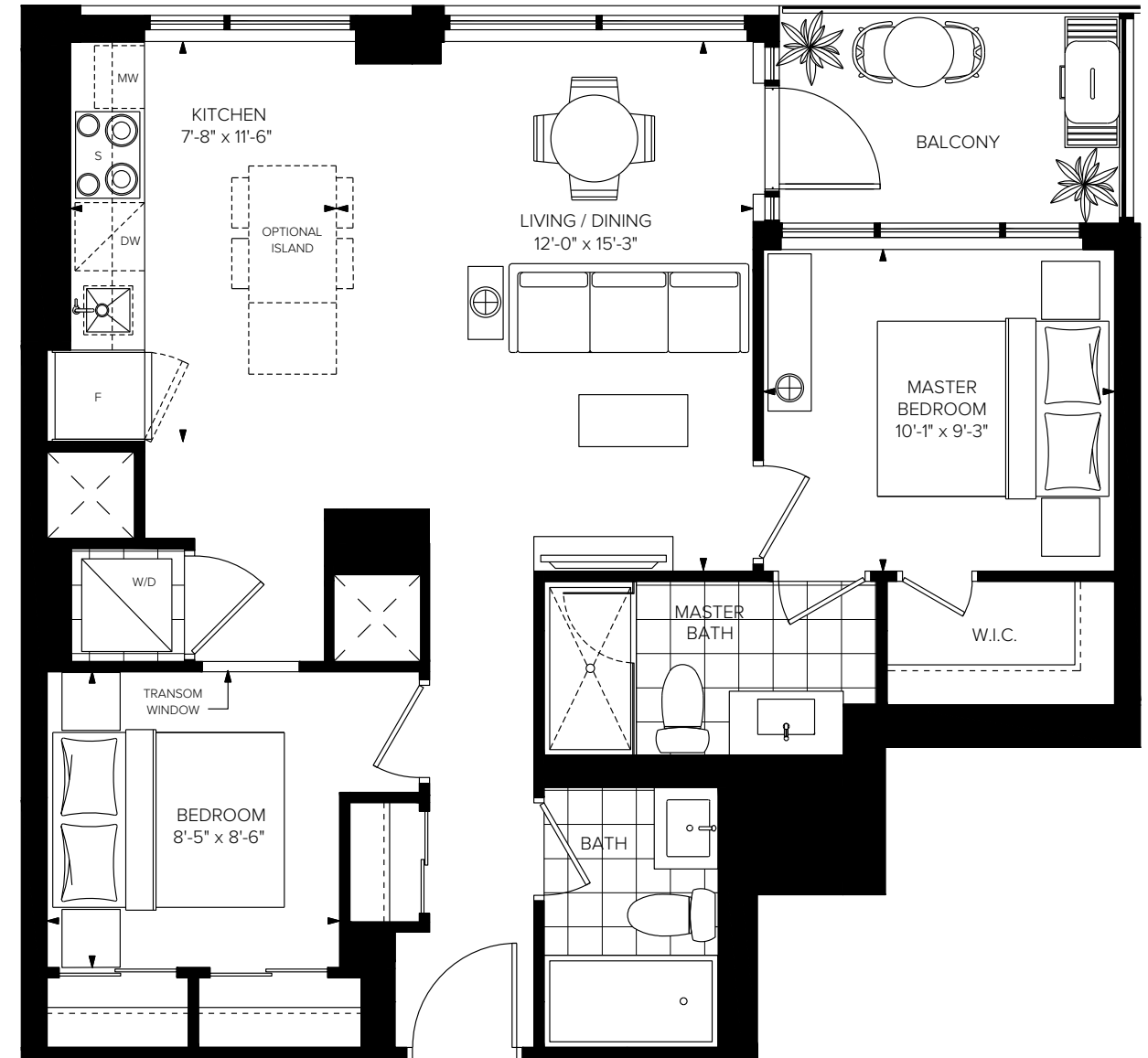
DT803

INTERIOR: 807 SQ.FT. EXTERIOR: 100 SQ.FT. / 125 SQ.FT. 2 BEDROOM + 2 BATH



DT809

INTERIOR: 809 SQ.FT. EXTERIOR: 61 SQ.FT. 2 BEDROOM + 2 BATH

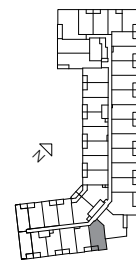
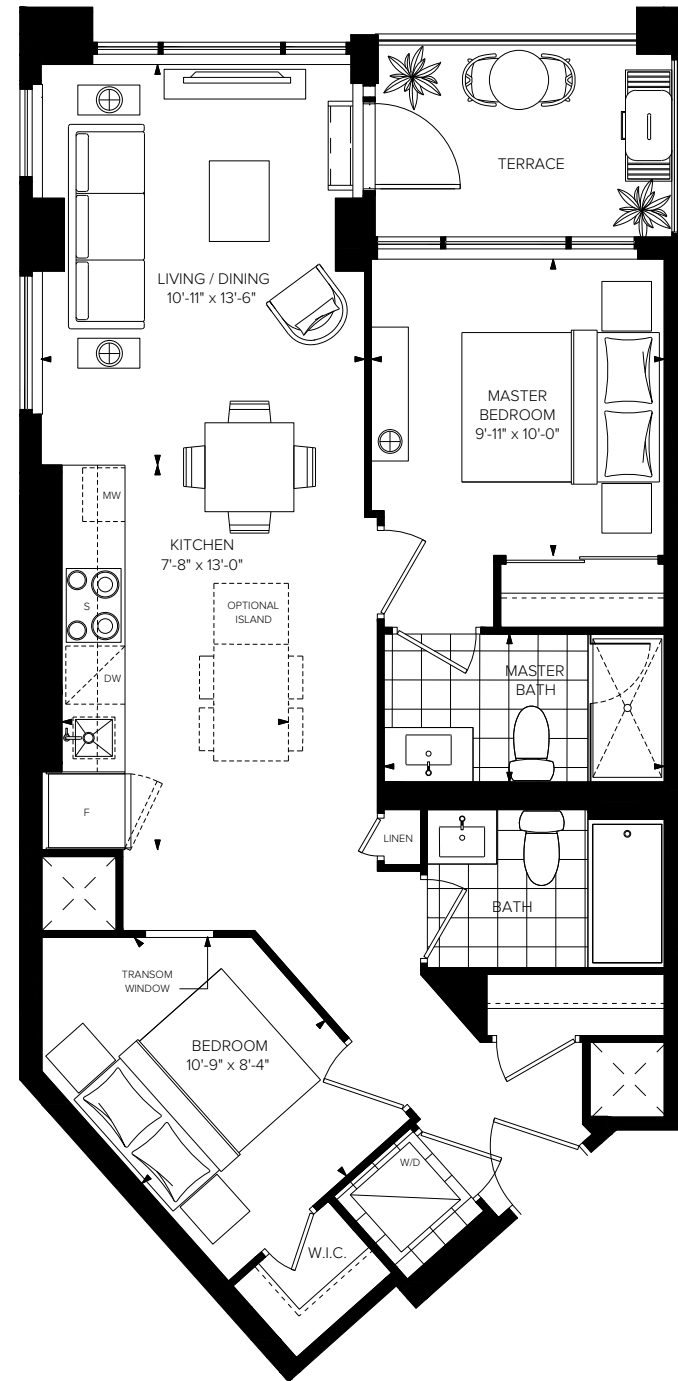


This drawing is not to scale. All details and dimensions, if any, are approximate, and subject to change without notice. Floor plans are subject to change in accordance with the Condominium Documents. Balconies and terraces are shown for display purposes only and are subject to change for architectural or approval authority requirements and may vary from floor to floor. Window design may vary. Suite purchased may be mirror image of layout shown. All furniture is for illustration purposes only. Flooring patterns may vary. E. & O.E.

This drawing is not to scale. All details and dimensions, if any, are approximate, and subject to change without notice. Floor plans are subject to change in accordance with the Condominium Documents. Balconies and terraces are shown for display purposes only and are subject to change for architectural or approval authority requirements and may vary from floor to floor. Window design may vary. Suite purchased may be mirror image of layout shown. All furniture is for illustration purposes only. Flooring patterns may vary. E. & O.E.

DT812

INTERIOR: 812 SQ.FT. EXTERIOR: 67 SQ.FT. 2 BEDROOM + 2 BATH



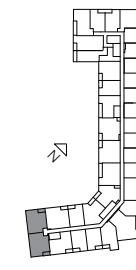
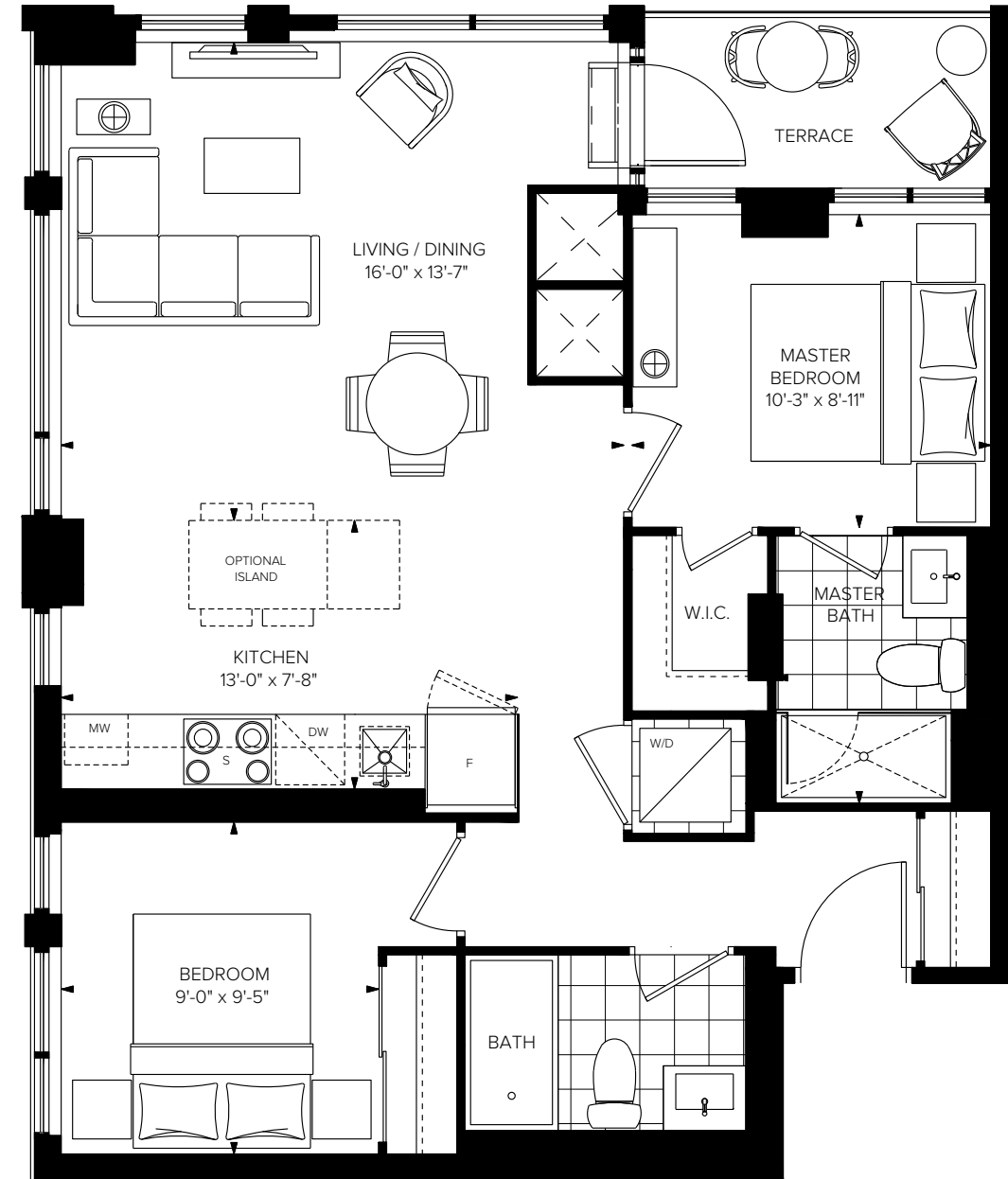
50

DISTRICTTALISIDE

This drawing is not to scale. All details and dimensions, if any, are approximate, and subject to change without notice. Floor plans are subject to change in accordance with the Condominium Documents. Balconies and terraces are shown for display purposes only and are subject to change for architectural or approval authority requirements and may vary from floor to floor. Window design may vary. Suite purchased may be mirror image of layout shown. All furniture is for illustration purposes only. Flooring patterns may vary. E. & O.E.

DT822

INTERIOR: 822 SQ.FT. EXTERIOR: 50 SQ.FT. 2 BEDROOM + 2 BATH



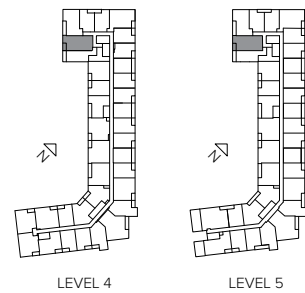
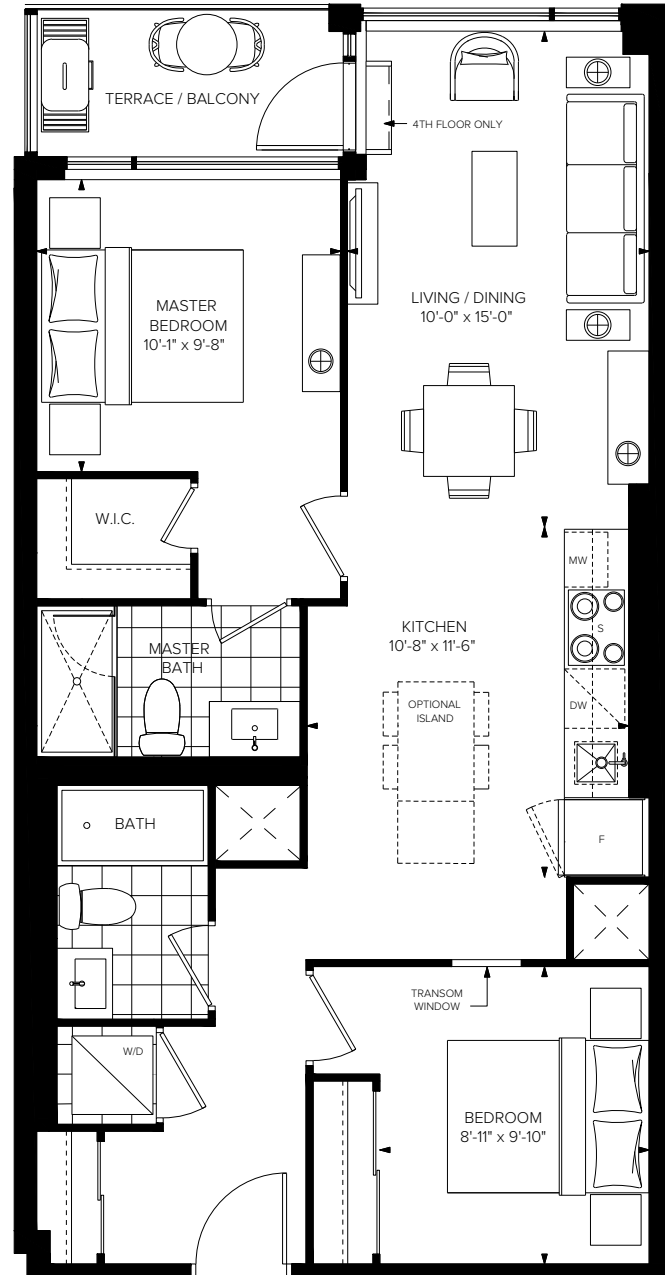
51

DISTRICTTALISIDE

This drawing is not to scale. All details and dimensions, if any, are approximate, and subject to change without notice. Floor plans are subject to change in accordance with the Condominium Documents. Balconies and terraces are shown for display purposes only and are subject to change for architectural or approval authority requirements and may vary from floor to floor. Window design may vary. Suite purchased may be mirror image of layout shown. All furniture is for illustration purposes only. Flooring patterns may vary. E. & O.E.

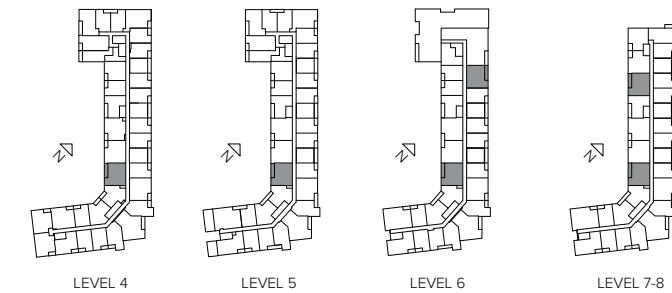
DT829

INTERIOR: 829 SQ.FT. EXTERIOR: 50 SQ.FT. 2 BEDROOM + 2 BATH



DT848

INTERIOR: 848 SQ.FT. EXTERIOR: 100 SQ.FT. 2 BEDROOM + 2 BATH

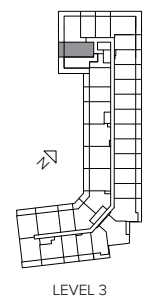
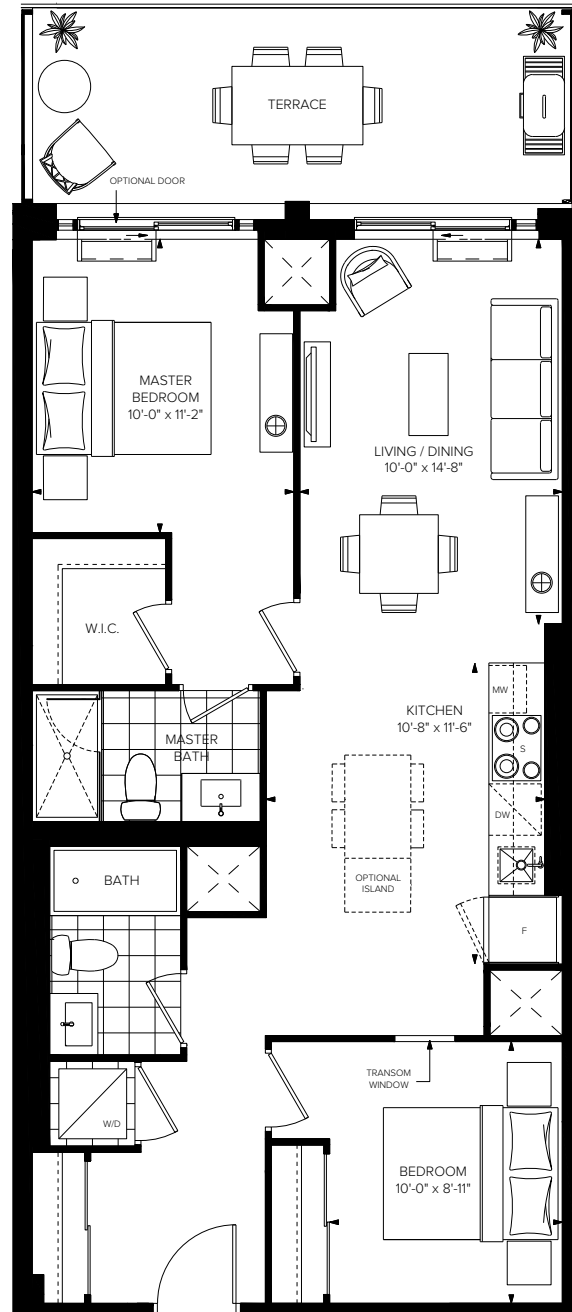


This drawing is not to scale. All details and dimensions, if any, are approximate, and subject to change without notice. Floor plans are subject to change in accordance with the Condominium Documents. Balconies and terraces are shown for display purposes only and are subject to change for architectural or approval authority requirements and may vary from floor to floor. Window design may vary. Suite purchased may be mirror image of layout shown. All furniture is for illustration purposes only. Flooring patterns may vary. E. & O.E.

This drawing is not to scale. All details and dimensions, if any, are approximate, and subject to change without notice. Floor plans are subject to change in accordance with the Condominium Documents. Balconies and terraces are shown for display purposes only and are subject to change for architectural or approval authority requirements and may vary from floor to floor. Window design may vary. Suite purchased may be mirror image of layout shown. All furniture is for illustration purposes only. Flooring patterns may vary. E. & O.E.

DT876

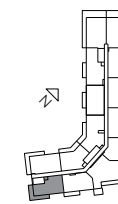
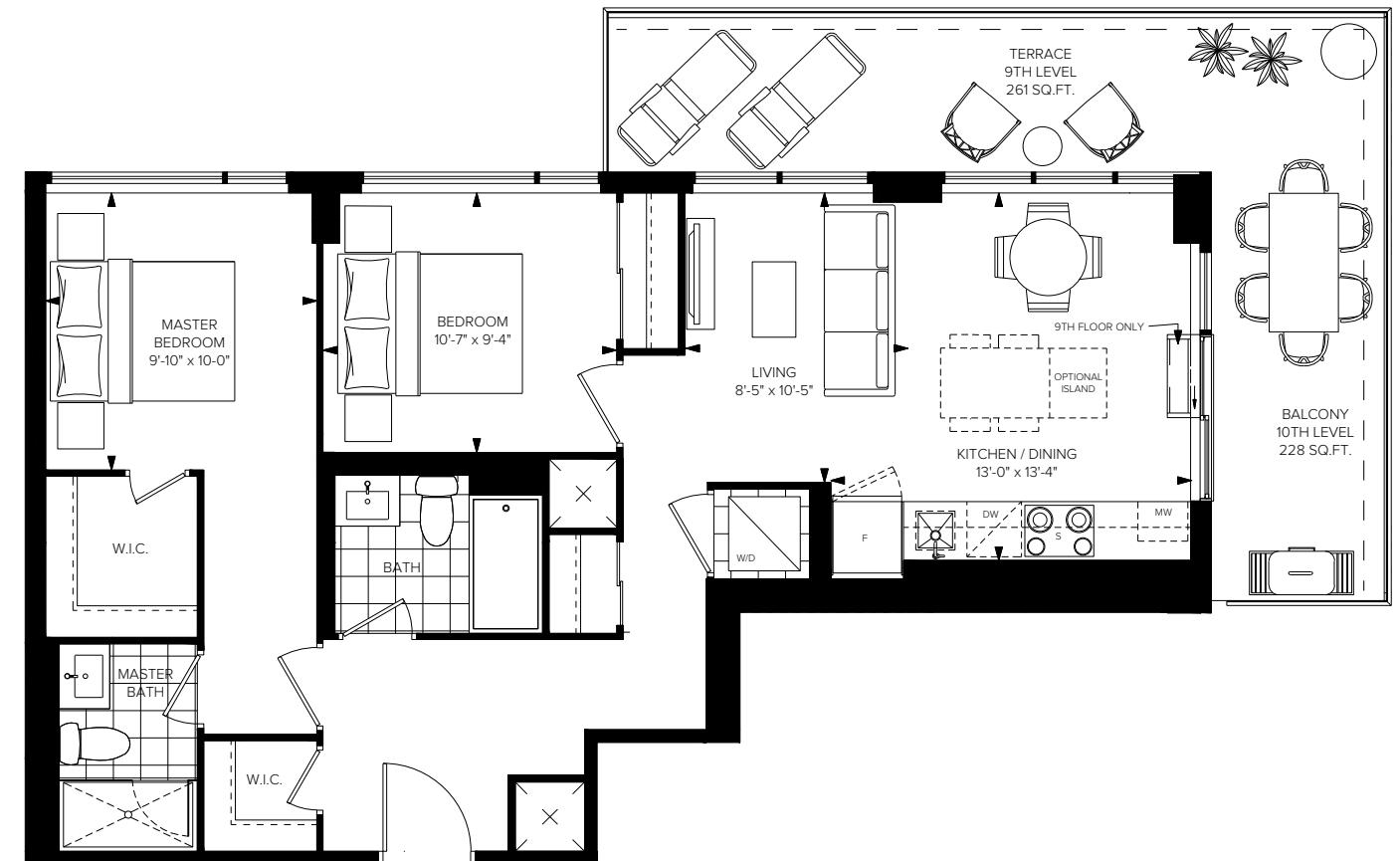
INTERIOR: 876 SQ.FT. EXTERIOR: 144 SQ.FT. 2 BEDROOM + 2 BATH



LEVEL 3

DT884

INTERIOR: 884 SQ.FT. EXTERIOR: 261 SQ.FT. / 228 SQ.FT. 2 BEDROOM + 2 BATH



LEVEL 9-10

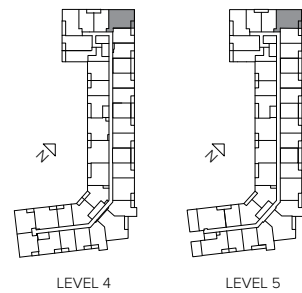
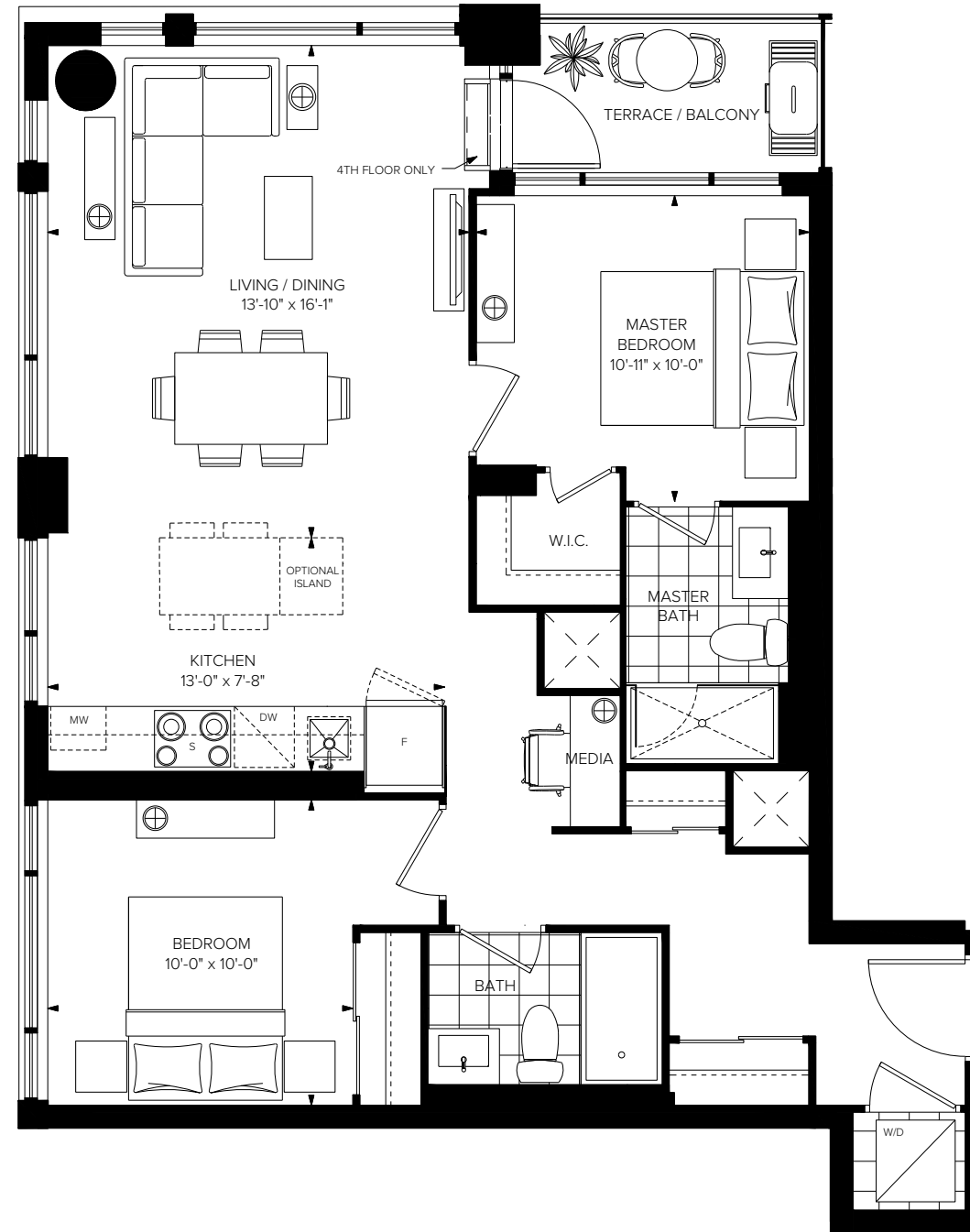
This drawing is not to scale. All details and dimensions, if any, are approximate, and subject to change without notice. Floor plans are subject to change in accordance with the Condominium Documents. Balconies and terraces are shown for display purposes only and are subject to change for architectural or approval authority requirements and may vary from floor to floor. Window design may vary. Suite purchased may be mirror image of layout shown. All furniture is for illustration purposes only. Flooring patterns may vary. E. & O.E.

This drawing is not to scale. All details and dimensions, if any, are approximate, and subject to change without notice. Floor plans are subject to change in accordance with the Condominium Documents. Balconies and terraces are shown for display purposes only and are subject to change for architectural or approval authority requirements and may vary from floor to floor. Window design may vary. Suite purchased may be mirror image of layout shown. All furniture is for illustration purposes only. Flooring patterns may vary. E. & O.E.

DT931

TWO BEDROOM + DEN

INTERIOR: 931 SQ.FT. EXTERIOR: 50 SQ.FT. 2 BEDROOM + MEDIA + 2 BATH



LEVEL 4

LEVEL 5

This drawing is not to scale. All details and dimensions, if any, are approximate, and subject to change without notice. Floor plans are subject to change in accordance with the Condominium Documents. Balconies and terraces are shown for display purposes only and are subject to change for architectural or approval authority requirements and may vary from floor to floor. Window design may vary. Suite purchased may be mirror image of layout shown. All furniture is for illustration purposes only. Flooring patterns may vary. E. & O.E.

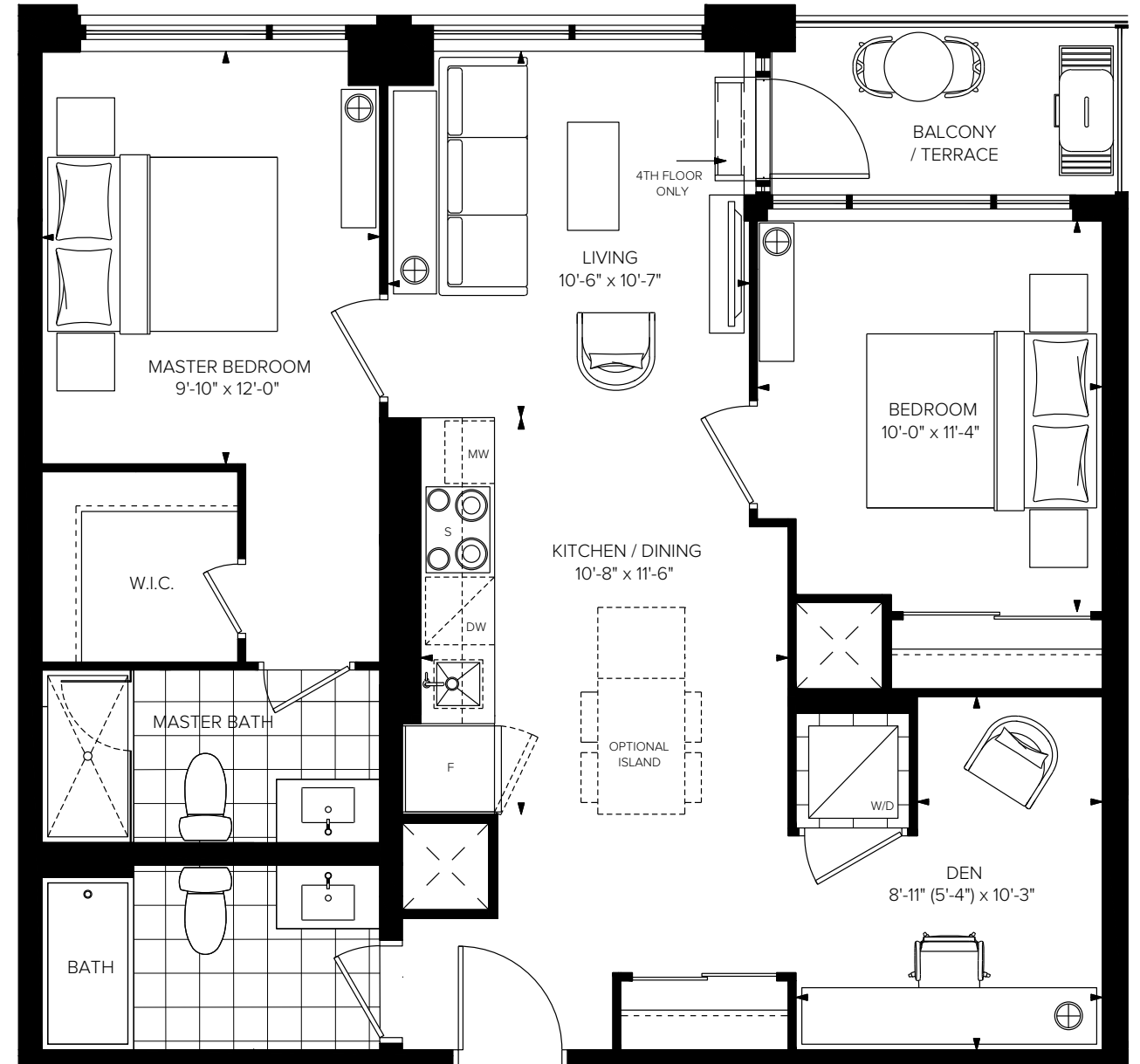
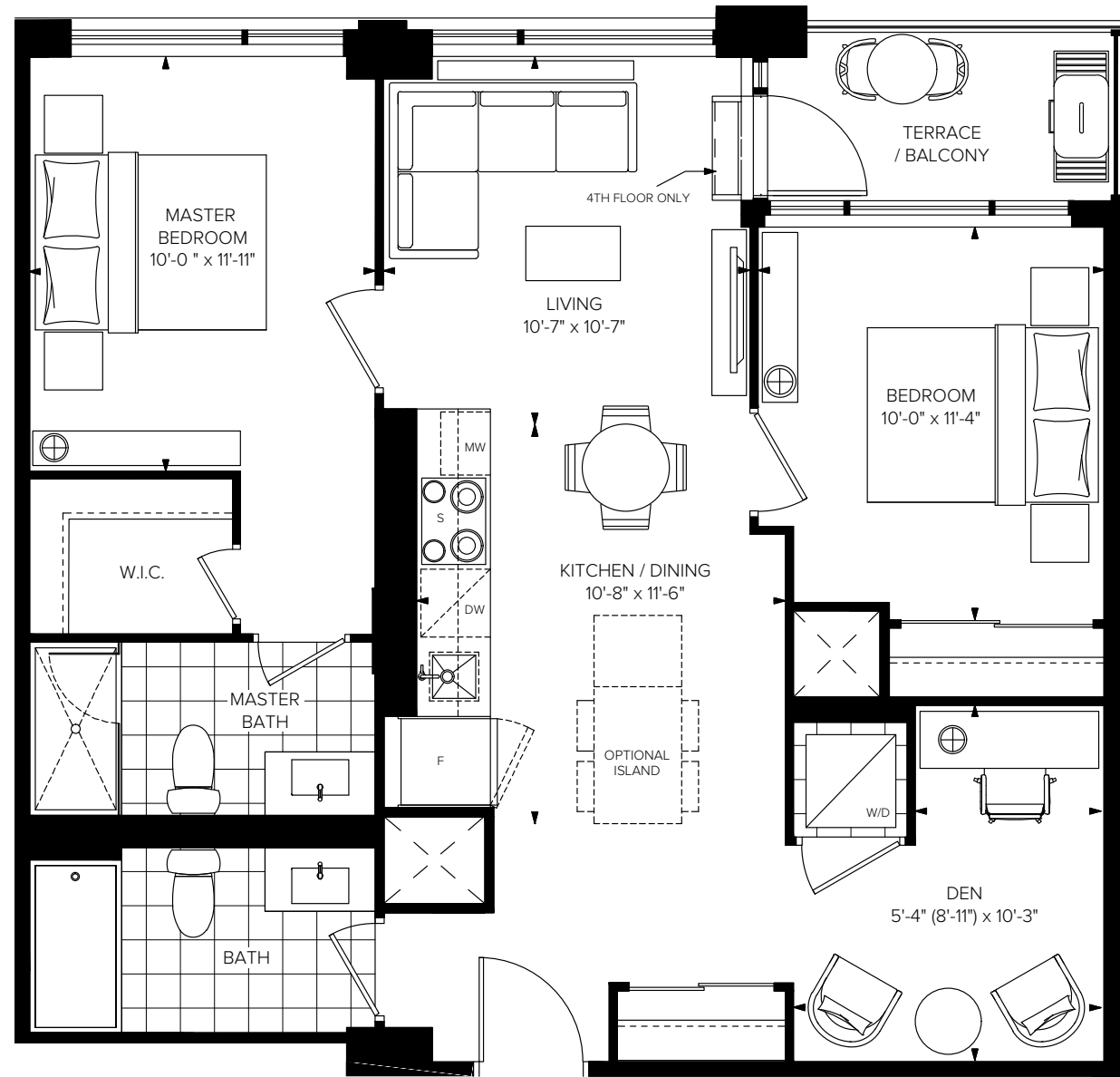
DISTRIKT TRAILSIDE

DT861

INTERIOR: 861 SQ.FT. EXTERIOR: 50 SQ.FT. 2 BEDROOM + DEN + 2 BATH

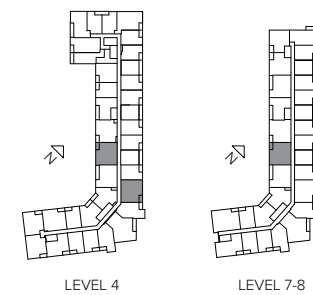
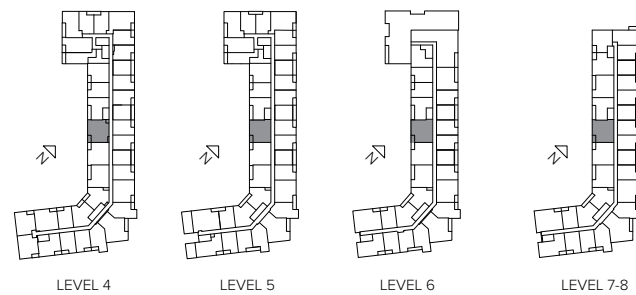
DT899

INTERIOR: 899 SQ.FT. EXTERIOR: 50 SQ.FT. 2 BEDROOM + DEN + 2 BATH



58

59

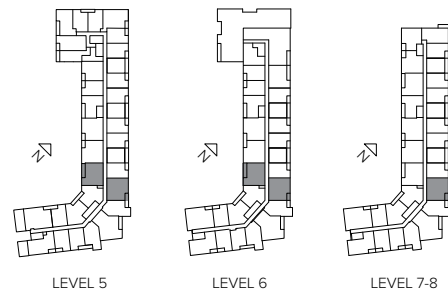
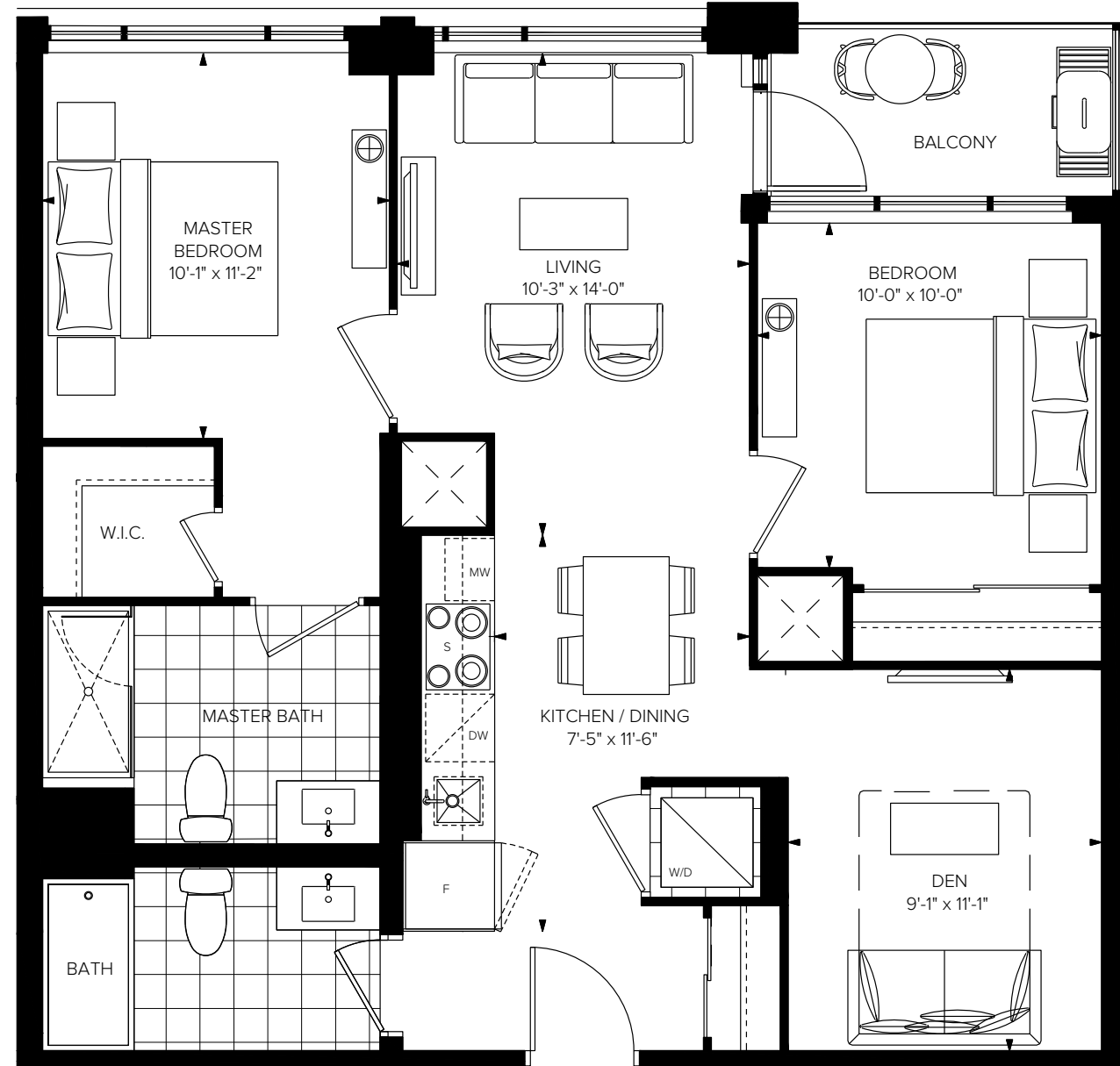


This drawing is not to scale. All details and dimensions, if any, are approximate, and subject to change without notice. Floor plans are subject to change in accordance with the Condominium Documents. Balconies and terraces are shown for display purposes only and are subject to change for architectural or approval authority requirements and may vary from floor to floor. Window design may vary. Suite purchased may be mirror image of layout shown. All furniture is for illustration purposes only. Flooring patterns may vary. E. & O.E.

This drawing is not to scale. All details and dimensions, if any, are approximate, and subject to change without notice. Floor plans are subject to change in accordance with the Condominium Documents. Balconies and terraces are shown for display purposes only and are subject to change for architectural or approval authority requirements and may vary from floor to floor. Window design may vary. Suite purchased may be mirror image of layout shown. All furniture is for illustration purposes only. Flooring patterns may vary. E. & O.E.

DT900

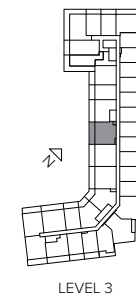
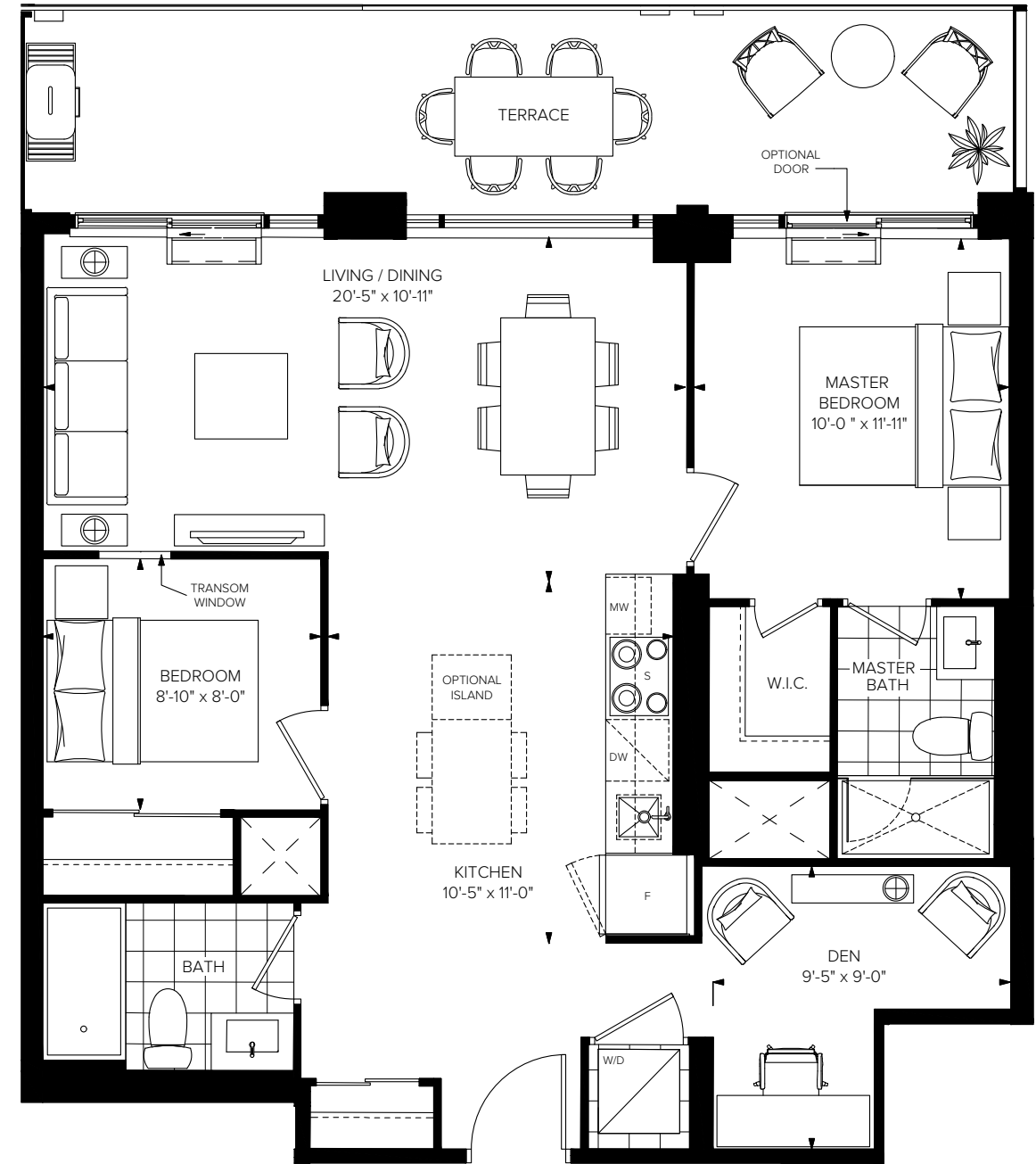
INTERIOR: 900 SQ.FT. EXTERIOR: 50 SQ.FT. 2 BEDROOM + DEN + 2 BATH



This drawings is not to scale. All details and dimensions, if any, are approximate, and subject to change without notice. Floor plans are subject to change in accordance with the Condominium Documents. Balconies and terraces are shown for display purposes only and are subject to change for architectural or approval authority requirements and may vary from floor to floor. Window design may vary. Suite purchased may be mirror image of layout shown. All furniture is for illustration purposes only. Flooring patterns may vary. E. & O.E.

DT909

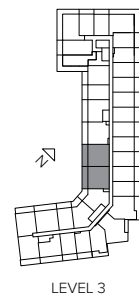
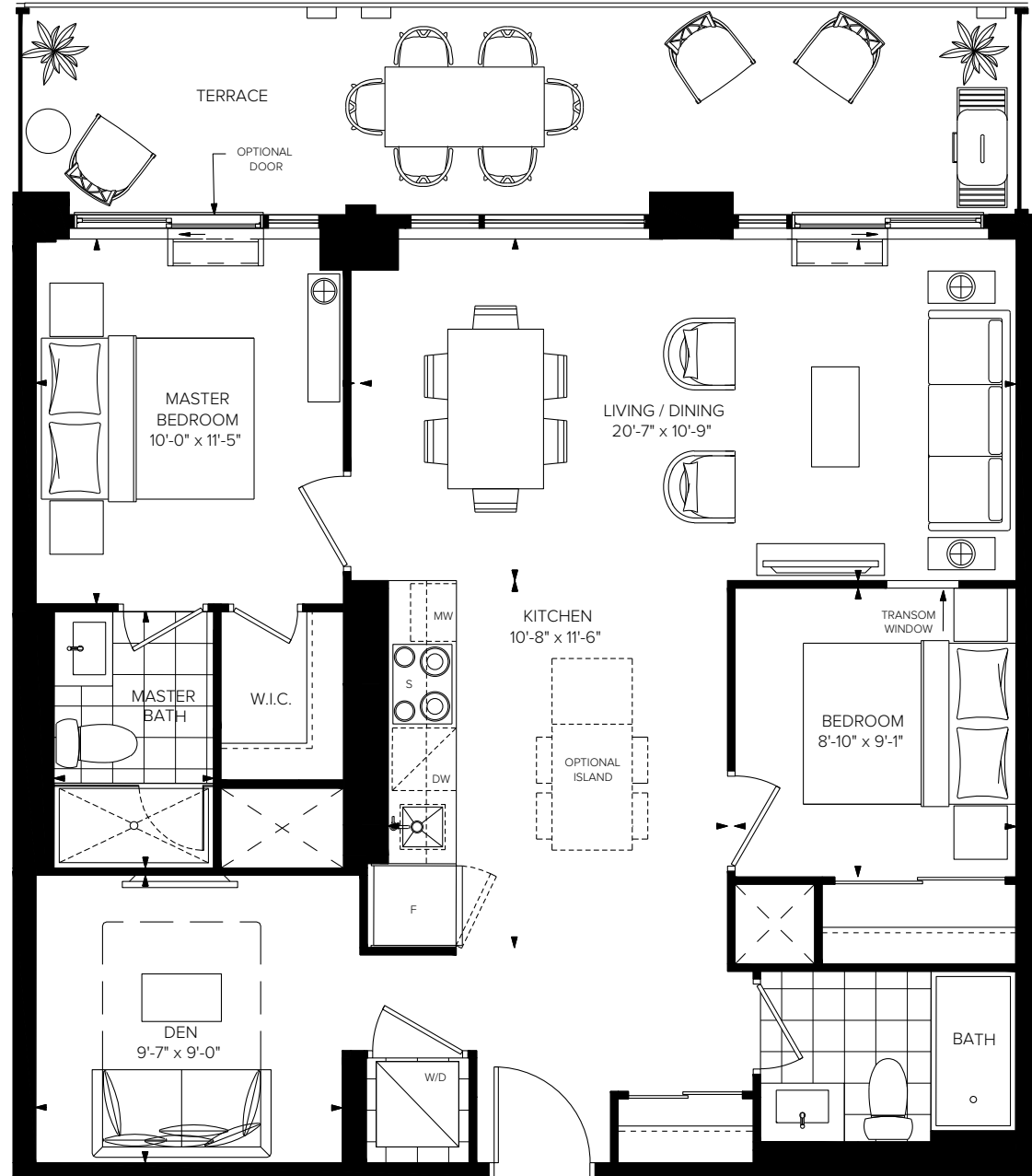
INTERIOR: 909 SQ.FT. EXTERIOR: 203 SQ.FT. 2 BEDROOM + DEN + 2 BATH



This drawings is not to scale. All details and dimensions, if any, are approximate, and subject to change without notice. Floor plans are subject to change in accordance with the Condominium Documents. Balconies and terraces are shown for display purposes only and are subject to change for architectural or approval authority requirements and may vary from floor to floor. Window design may vary. Suite purchased may be mirror image of layout shown. All furniture is for illustration purposes only. Flooring patterns may vary. E. & O.E.

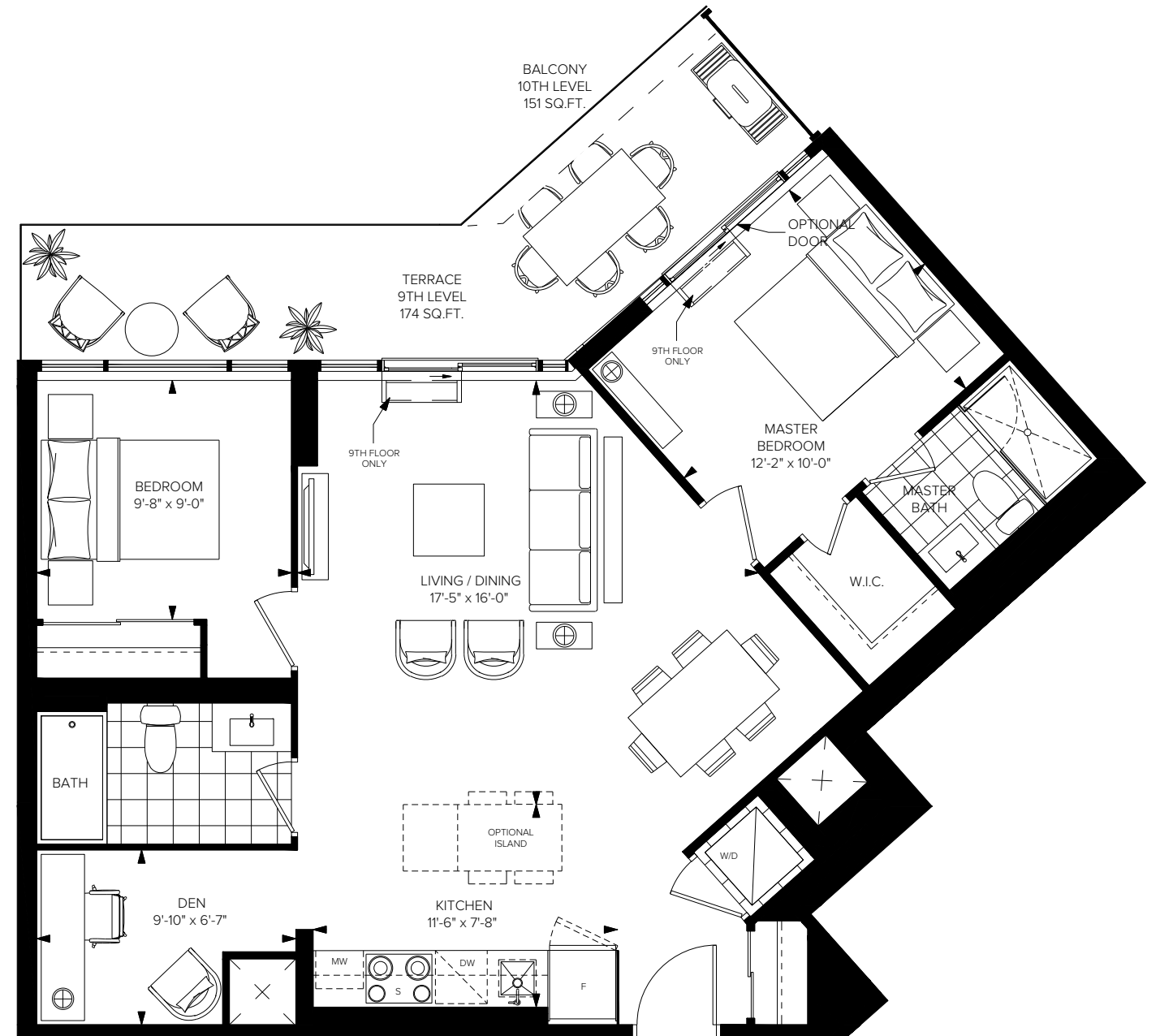
DT947

INTERIOR: 947 SQ.FT. EXTERIOR: 203 SQ.FT. 2 BEDROOM + DEN + 2 BATH



DT973

INTERIOR: 973 SQ.FT. EXTERIOR: 174 SQ.FT. / 151 SQ.FT. 2 BEDROOM + DEN + 2 BATH

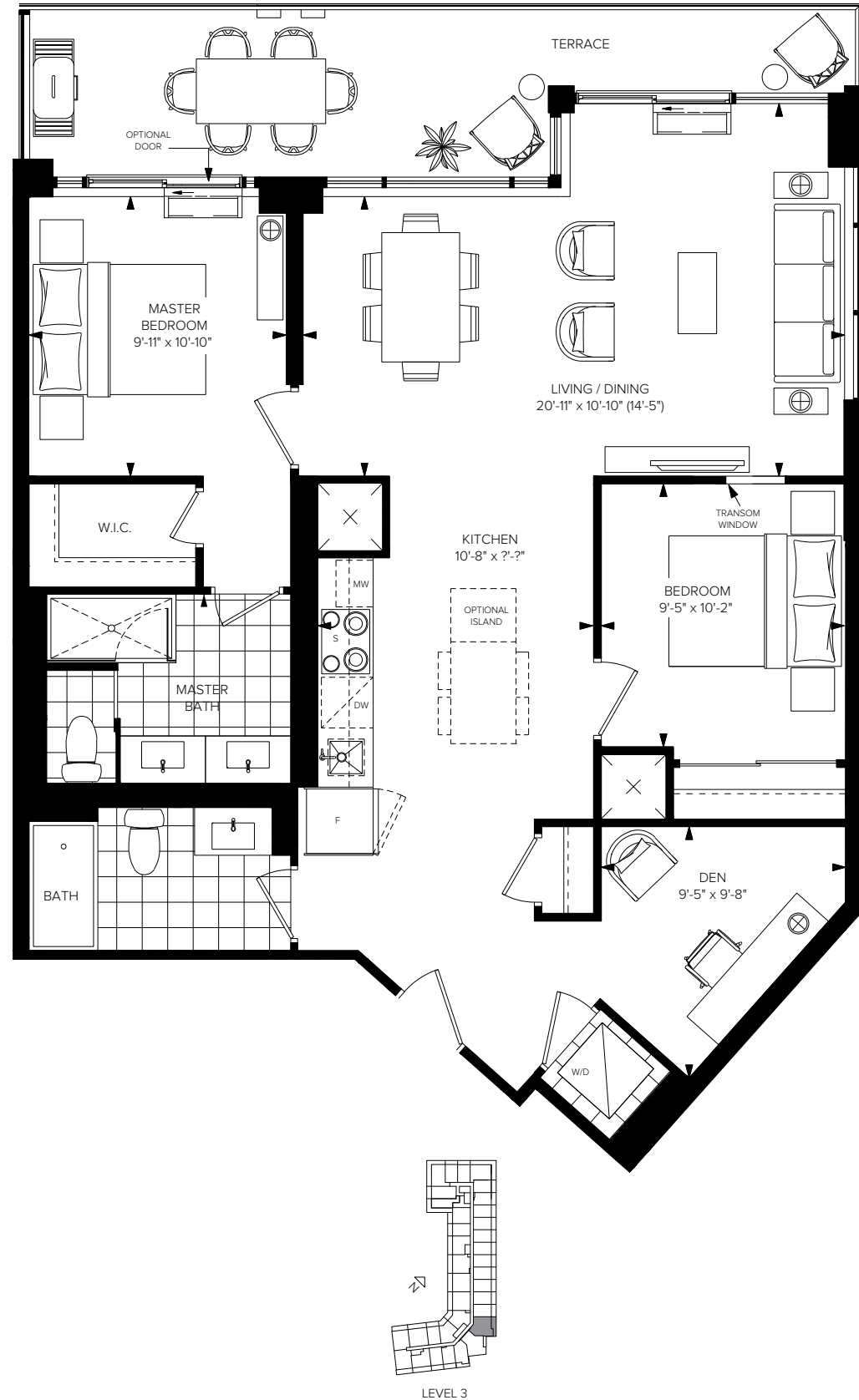


This drawing is not to scale. All details and dimensions, if any, are approximate, and subject to change without notice. Floor plans are subject to change in accordance with the Condominium Documents. Balconies and terraces are shown for display purposes only and are subject to change for architectural or approval authority requirements and may vary from floor to floor. Window design may vary. Suite purchased may be mirror image of layout shown. All furniture is for illustration purposes only. Flooring patterns may vary. E. & O.E.

This drawing is not to scale. All details and dimensions, if any, are approximate, and subject to change without notice. Floor plans are subject to change in accordance with the Condominium Documents. Balconies and terraces are shown for display purposes only and are subject to change for architectural or approval authority requirements and may vary from floor to floor. Window design may vary. Suite purchased may be mirror image of layout shown. All furniture is for illustration purposes only. Flooring patterns may vary. E. & O.E.

DT1088

INTERIOR: 1,088 SQ.FT. EXTERIOR: 173 SQ.FT. 2 BEDROOM + DEN + 2 BATH



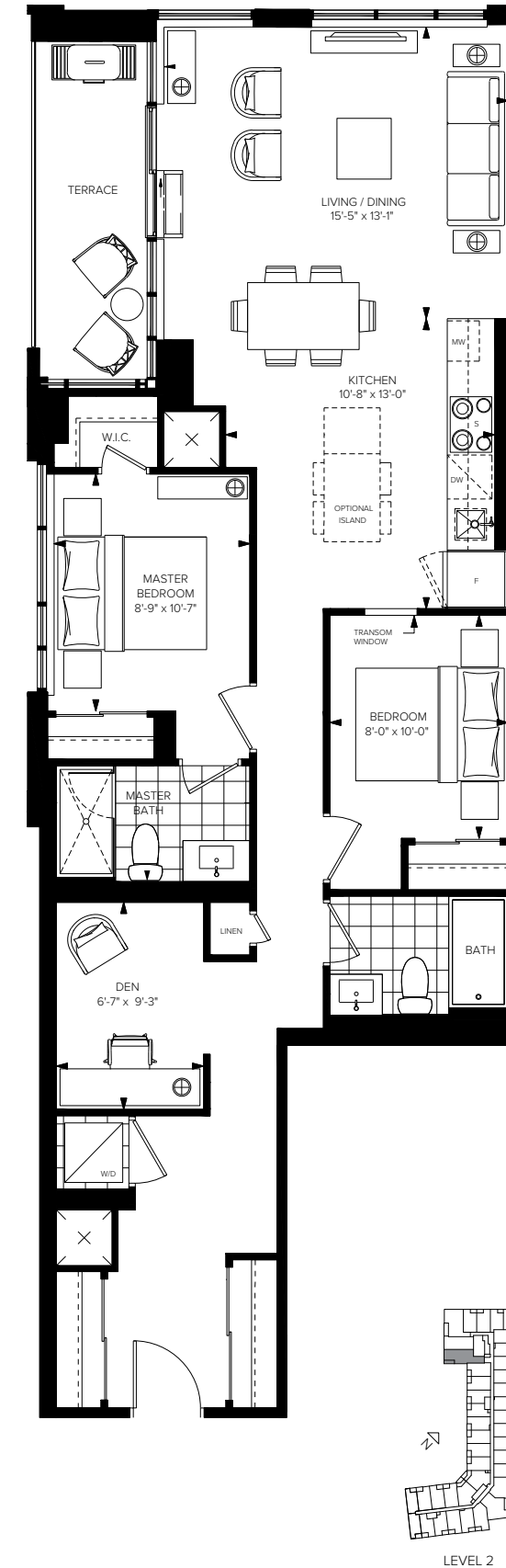
64

DISTRICTTALISIDE

This drawing is not to scale. All details and dimensions, if any, are approximate, and subject to change without notice. Floor plans are subject to change in accordance with the Condominium Documents. Balconies and terraces are shown for display purposes only and are subject to change for architectural or approval authority requirements and may vary from floor to floor. Window design may vary. Suite purchased may be mirror image of layout shown. All furniture is for illustration purposes only. Flooring patterns may vary. E. & O.E.

DT1105

INTERIOR: 1,105 SQ.FT. EXTERIOR: 81 SQ.FT. 2 BEDROOM + DEN + 2 BATH



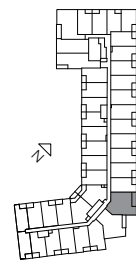
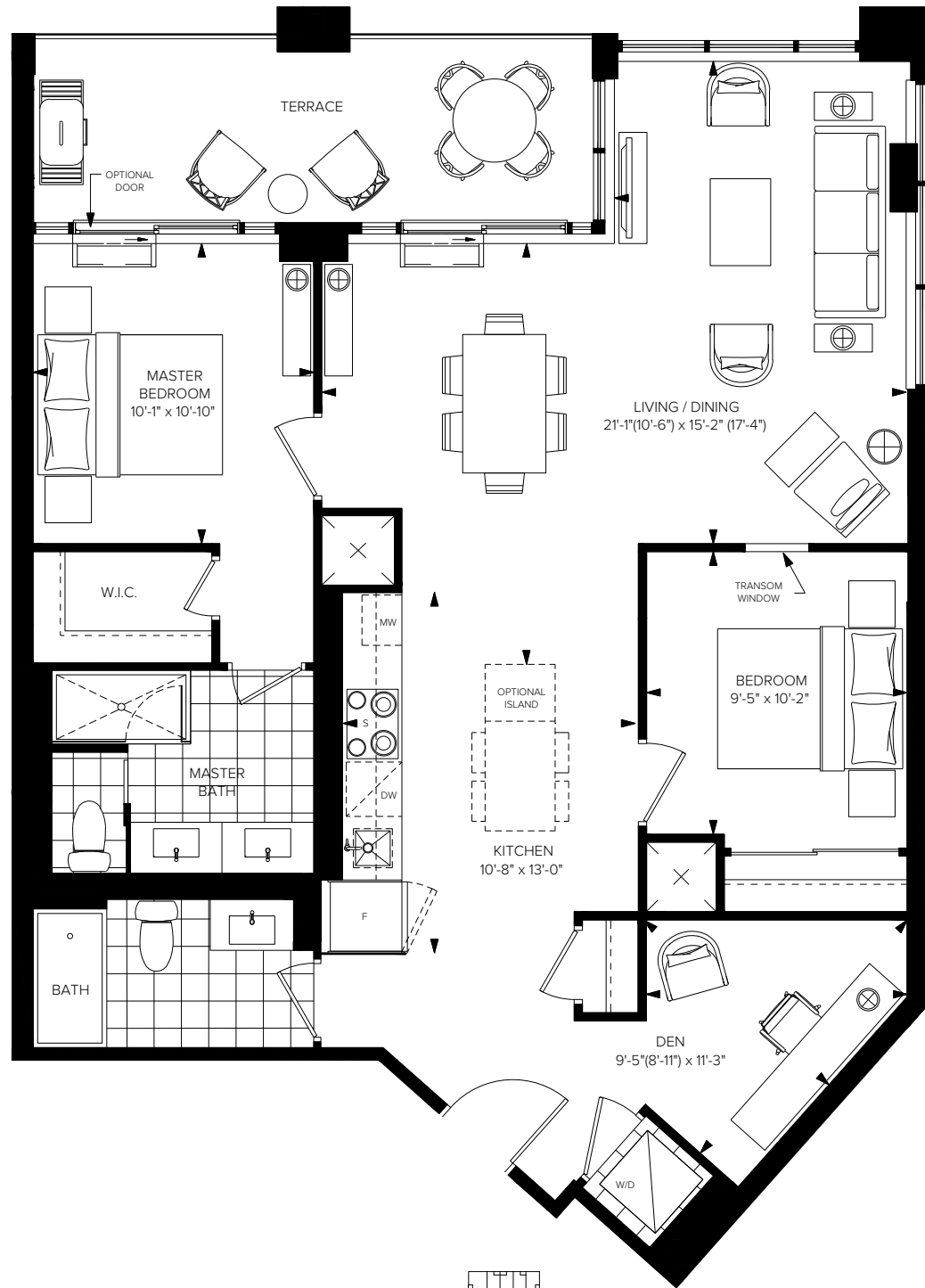
65

DISTRICTTALISIDE

This drawing is not to scale. All details and dimensions, if any, are approximate, and subject to change without notice. Floor plans are subject to change in accordance with the Condominium Documents. Balconies and terraces are shown for display purposes only and are subject to change for architectural or approval authority requirements and may vary from floor to floor. Window design may vary. Suite purchased may be mirror image of layout shown. All furniture is for illustration purposes only. Flooring patterns may vary. E. & O.E.

DT1126

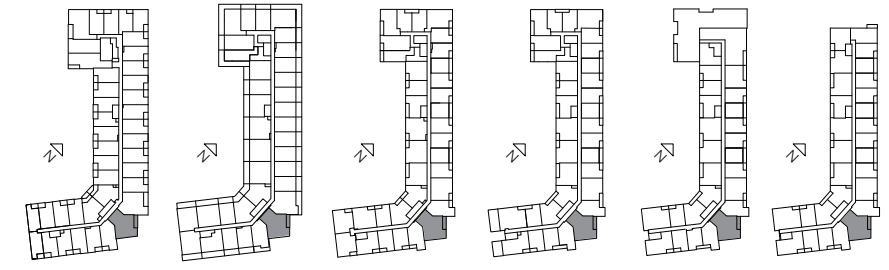
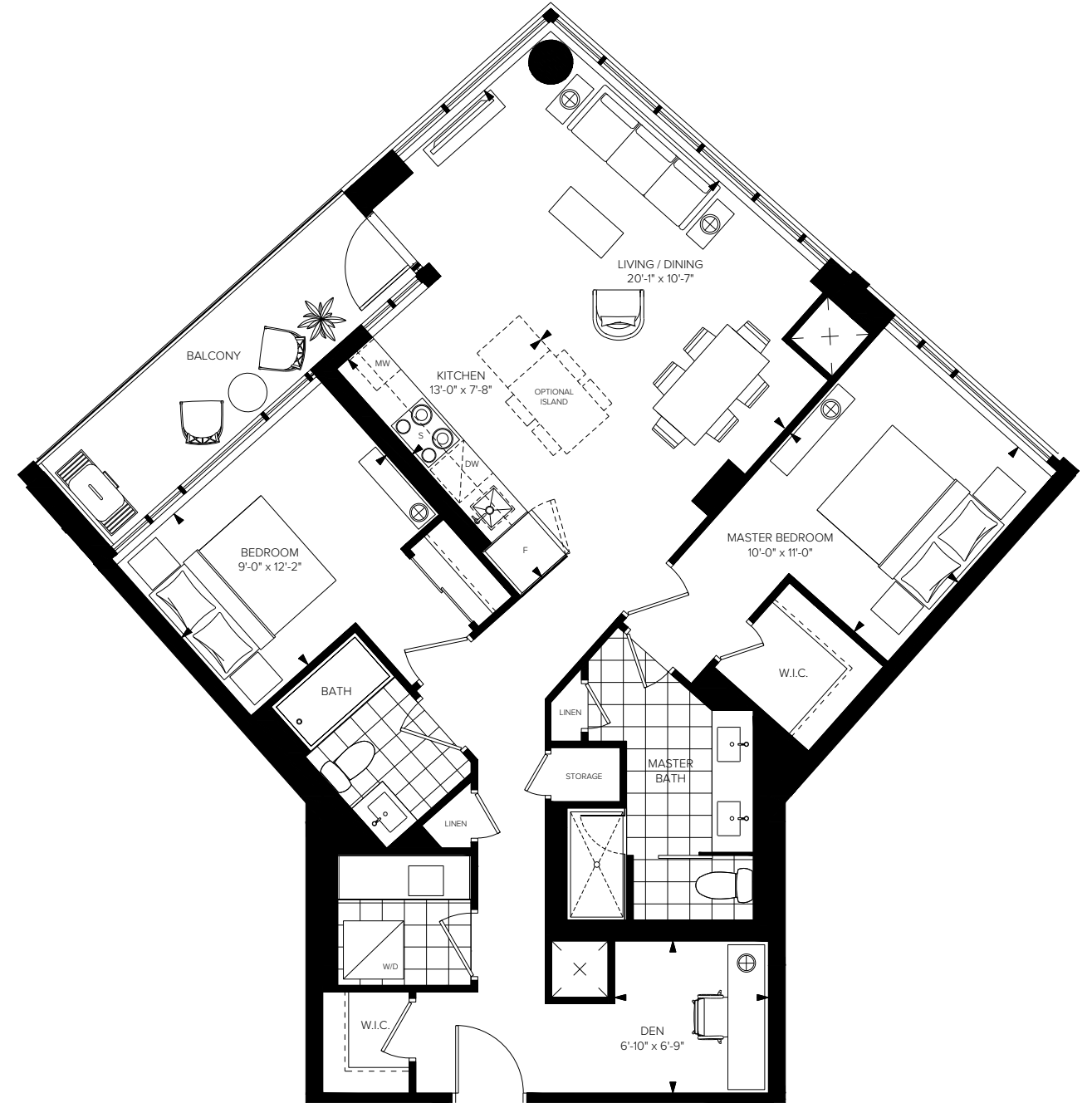
INTERIOR: 1,126 SQ.FT. EXTERIOR: 136 SQ.FT. 2 BEDROOM + DEN + 2 BATH



LEVEL 2

DT1150

INTERIOR: 1,150 SQ.FT. EXTERIOR: 91 SQ.FT. 2 BEDROOM + DEN + 2 BATH



This drawing is not to scale. All details and dimensions, if any, are approximate, and subject to change without notice. Floor plans are subject to change in accordance with the Condominium Documents. Balconies and terraces are shown for display purposes only and are subject to change for architectural or approval authority requirements and may vary from floor to floor. Window design may vary. Suite purchased may be mirror image of layout shown. All furniture is for illustration purposes only. Flooring patterns may vary. E. & O.E.

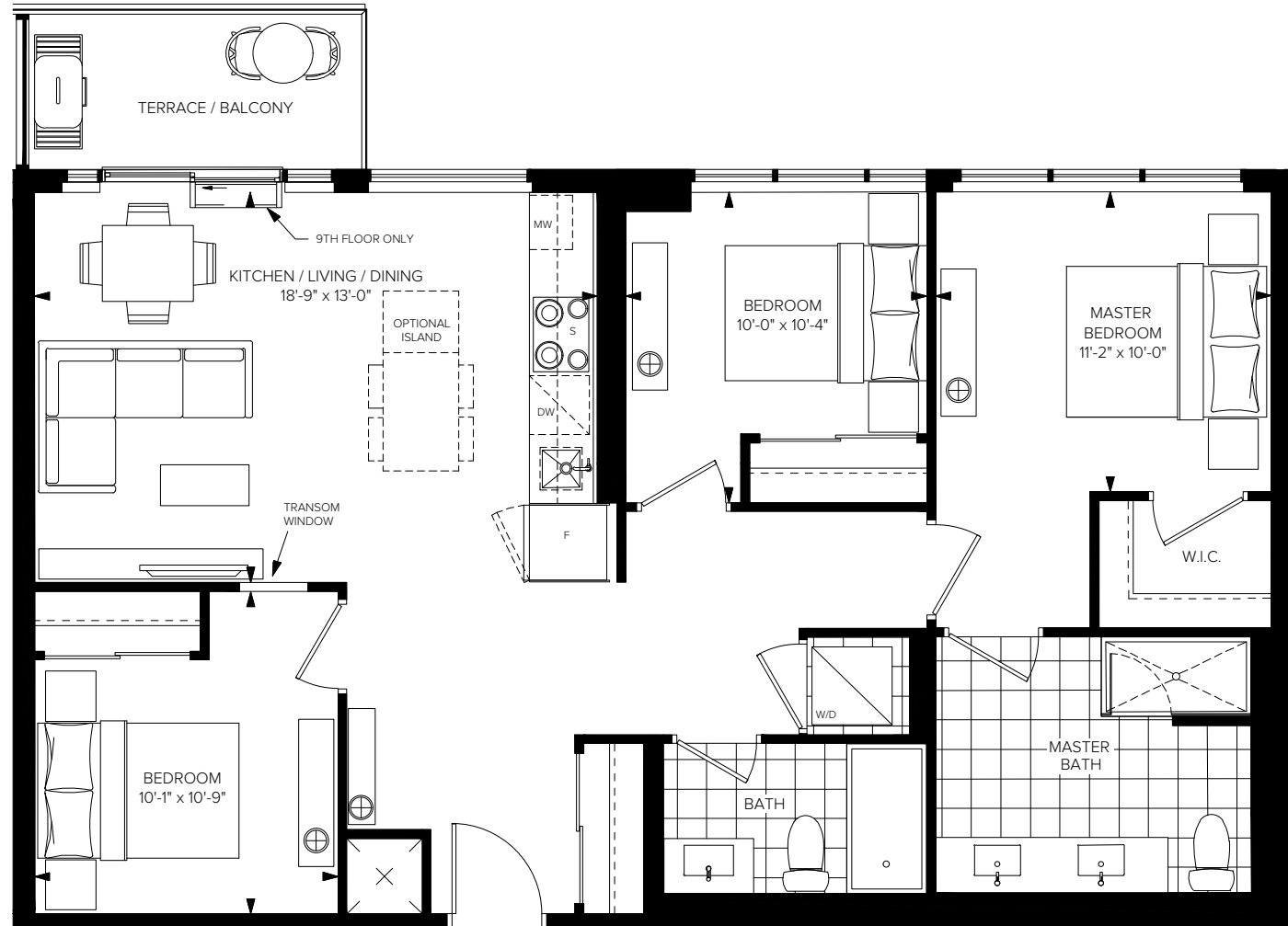
This drawing is not to scale. All details and dimensions, if any, are approximate, and subject to change without notice. Floor plans are subject to change in accordance with the Condominium Documents. Balconies and terraces are shown for display purposes only and are subject to change for architectural or approval authority requirements and may vary from floor to floor. Window design may vary. Suite purchased may be mirror image of layout shown. All furniture is for illustration purposes only. Flooring patterns may vary. E. & O.E.

THREE BEDROOM

DISTRIKT TRAILSIDE

DT1061

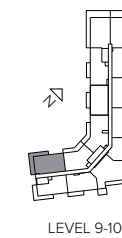
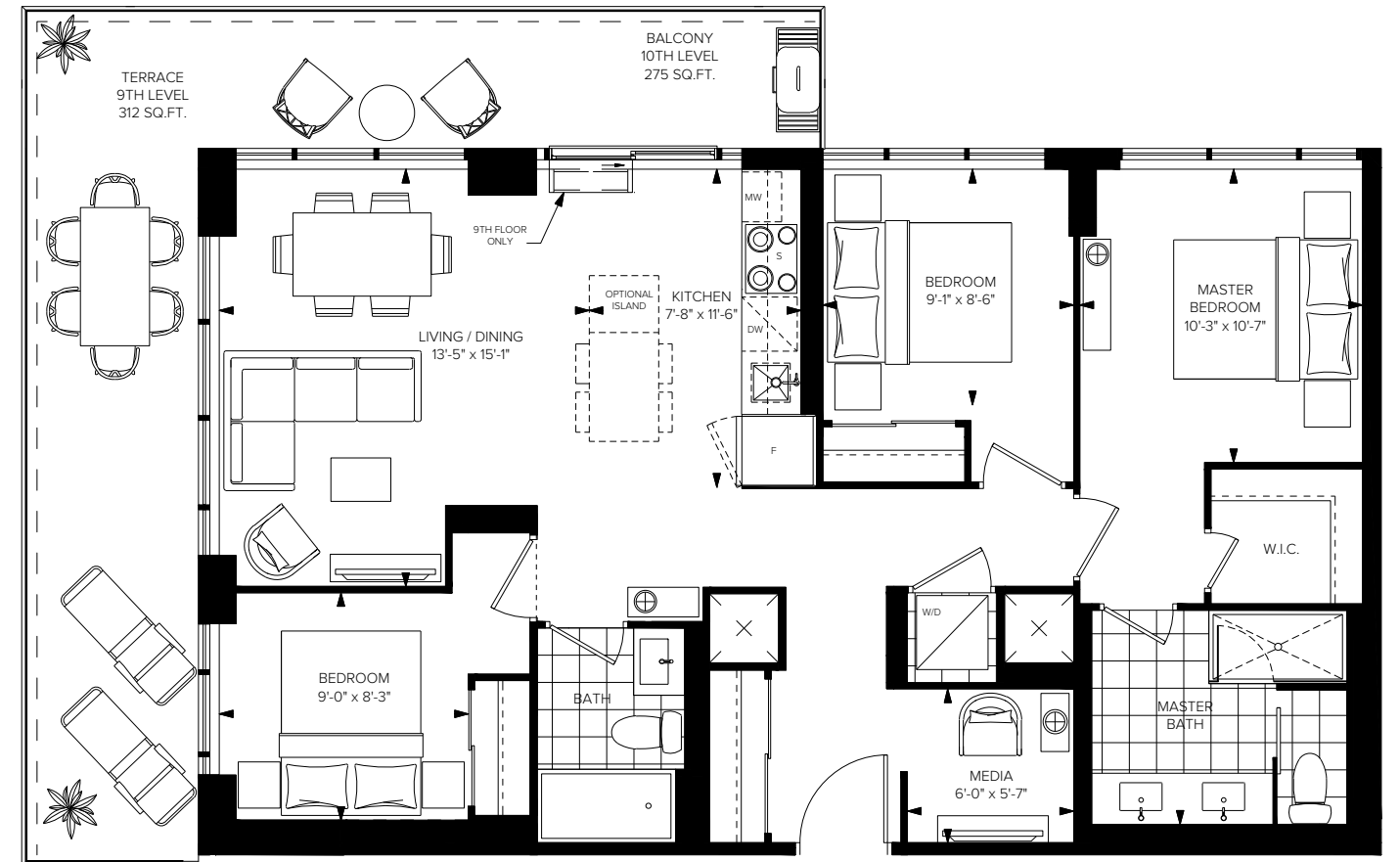
INTERIOR: 1,061 SQ.FT. EXTERIOR: 61 SQ.FT. 3 BEDROOM + 2 BATH



This drawing is not to scale. All details and dimensions, if any, are approximate, and subject to change without notice. Floor plans are subject to change in accordance with the Condominium Documents. Balconies and terraces are shown for display purposes only and are subject to change for architectural or approval authority requirements and may vary from floor to floor. Window design may vary. Suite purchased may be mirror image of layout shown. All furniture is for illustration purposes only. Flooring patterns may vary. E. & O.E.

DT1084

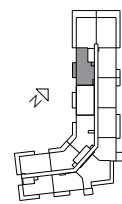
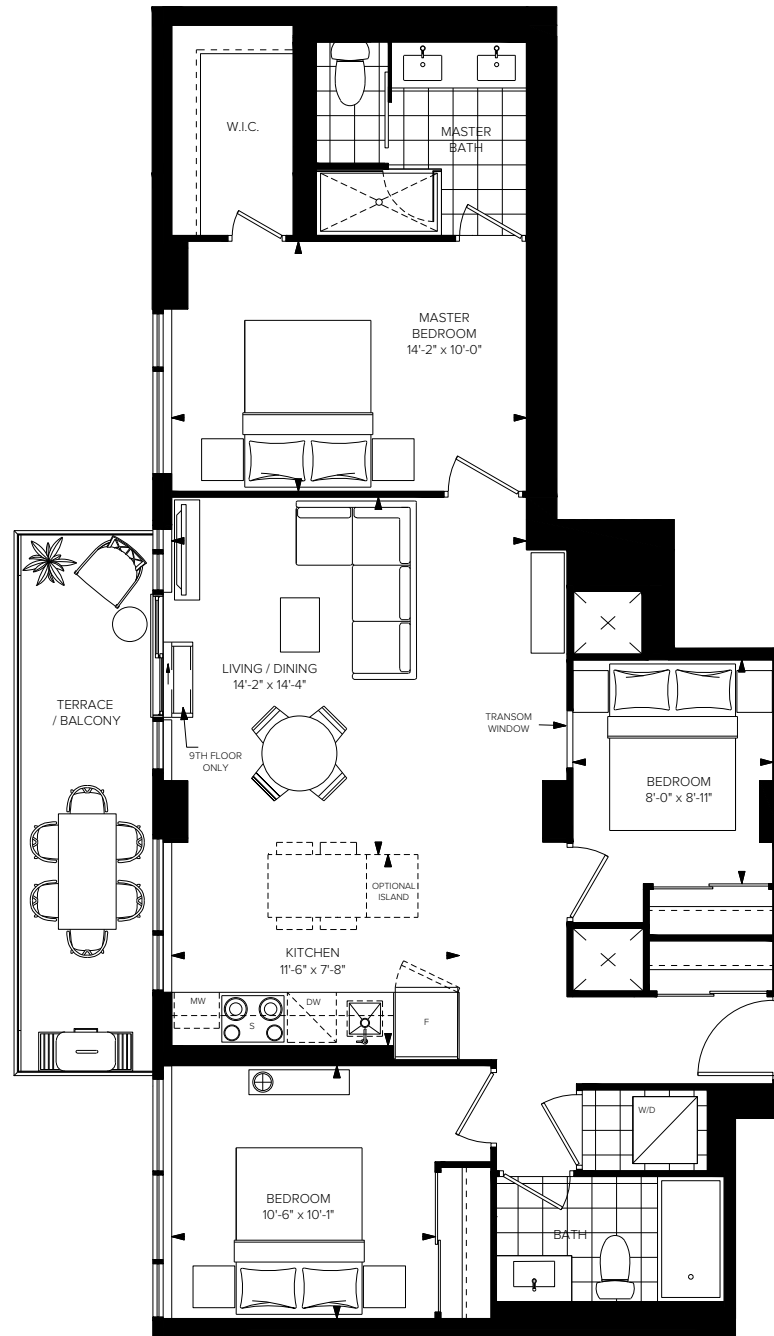
INTERIOR: 1,084 SQ.FT. EXTERIOR: 312 SQ.FT. / 275 SQ.FT. 3 BEDROOM + MEDIA + 2 BATH



This drawing is not to scale. All details and dimensions, if any, are approximate, and subject to change without notice. Floor plans are subject to change in accordance with the Condominium Documents. Balconies and terraces are shown for display purposes only and are subject to change for architectural or approval authority requirements and may vary from floor to floor. Window design may vary. Suite purchased may be mirror image of layout shown. All furniture is for illustration purposes only. Flooring patterns may vary. E. & O.E.

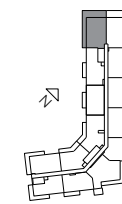
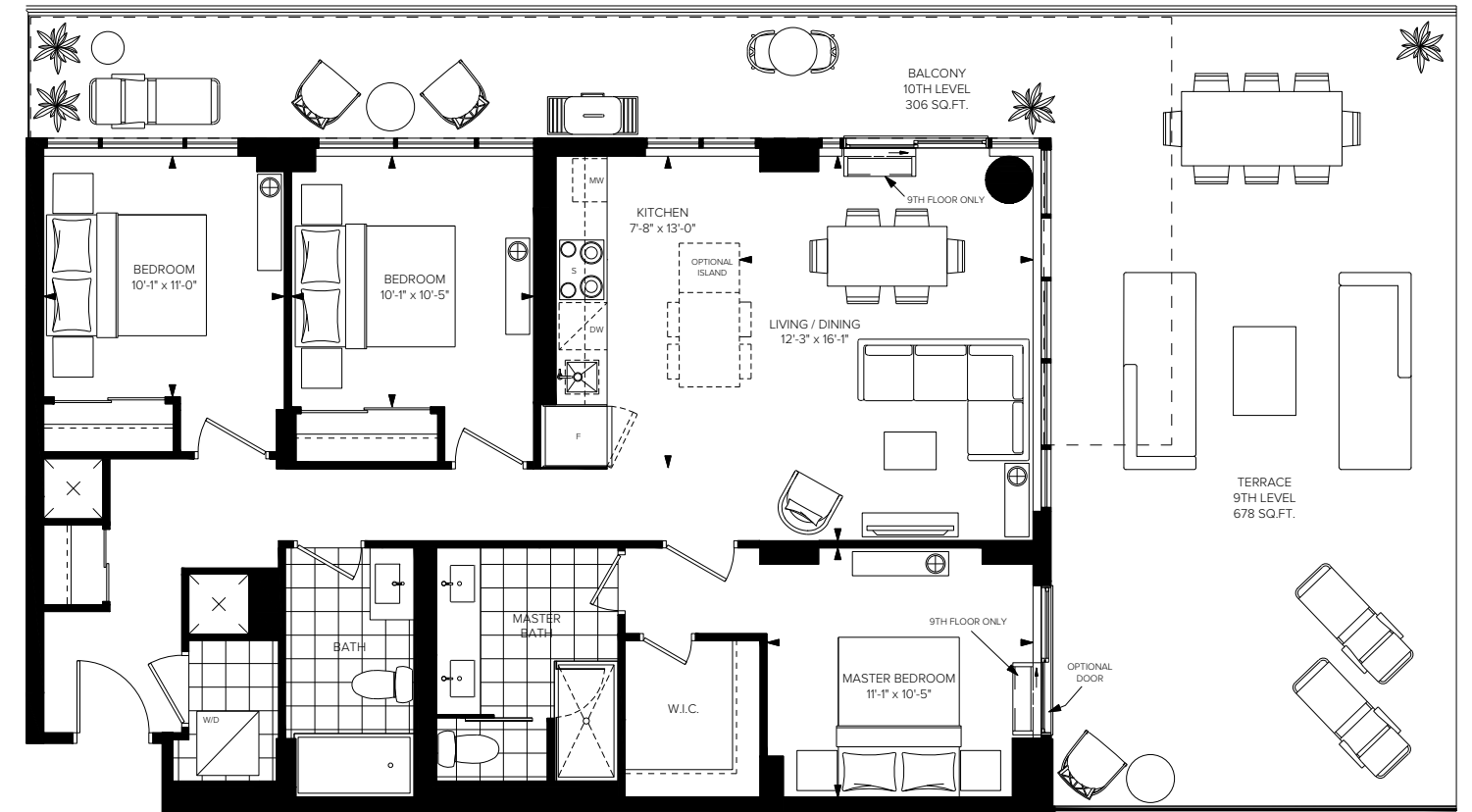
DT1102

INTERIOR: 1,102 SQ.FT. EXTERIOR: 108 SQ.FT. 3 BEDROOM + 2 BATH



DT1167

INTERIOR: 1,167 SQ.FT. EXTERIOR: 678 SQ.FT. / 306 SQ.FT. 3 BEDROOM + 2 BATH

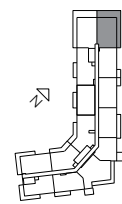
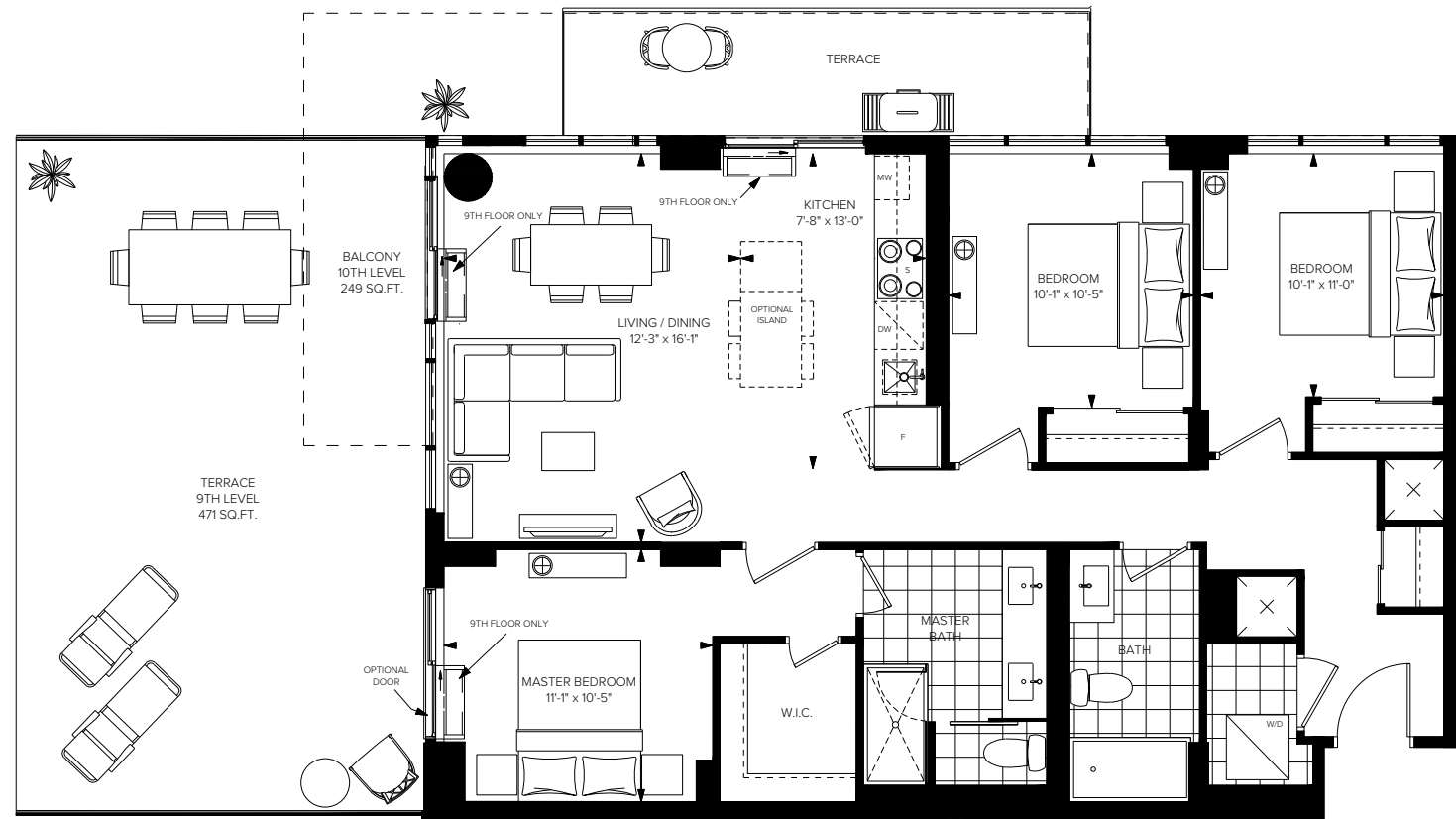


This drawing is not to scale. All details and dimensions, if any, are approximate, and subject to change without notice. Floor plans are subject to change in accordance with the Condominium Documents. Balconies and terraces are shown for display purposes only and are subject to change for architectural or approval authority requirements and may vary from floor to floor. Window design may vary. Suite purchased may be mirror image of layout shown. All furniture is for illustration purposes only. Flooring patterns may vary. E. & O.E.

This drawing is not to scale. All details and dimensions, if any, are approximate, and subject to change without notice. Floor plans are subject to change in accordance with the Condominium Documents. Balconies and terraces are shown for display purposes only and are subject to change for architectural or approval authority requirements and may vary from floor to floor. Window design may vary. Suite purchased may be mirror image of layout shown. All furniture is for illustration purposes only. Flooring patterns may vary. E. & O.E.

DT1167-A

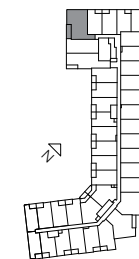
INTERIOR: 1,167 SQ.FT. EXTERIOR: 471 SQ.FT. / 249 SQ.FT. 3 BEDROOM + 2 BATH



This drawing is not to scale. All details and dimensions, if any, are approximate, and subject to change without notice. Floor plans are subject to change in accordance with the Condominium Documents. Balconies and terraces are shown for display purposes only and are subject to change for architectural or approval authority requirements and may vary from floor to floor. Window design may vary. Suite purchased may be mirror image of layout shown. All furniture is for illustration purposes only. Flooring patterns may vary. E. & O.E.

DT1208

INTERIOR: 1,208 SQ.FT. EXTERIOR: 148 SQ.FT. 3 BEDROOM + 2 BATH

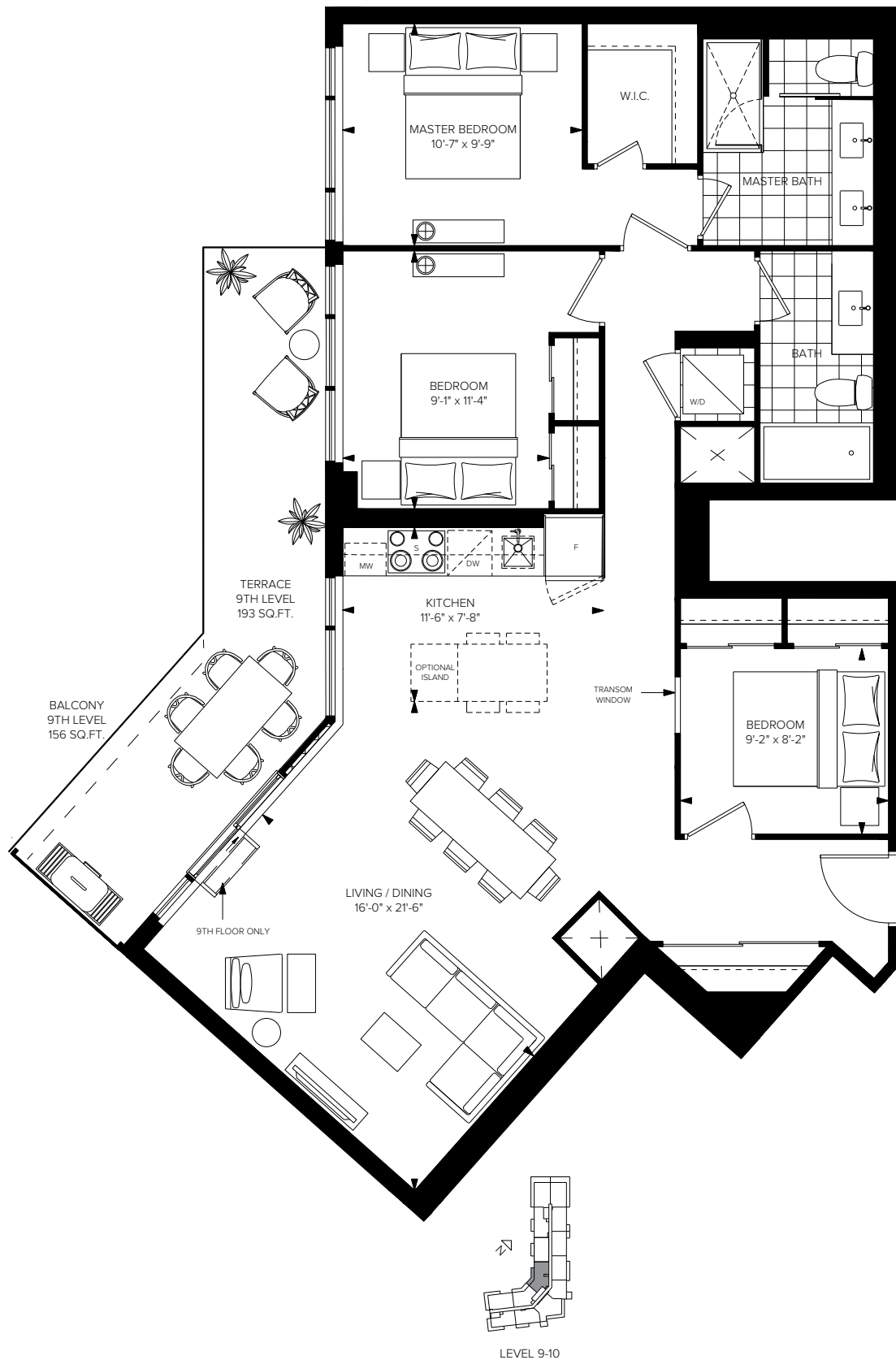


This drawing is not to scale. All details and dimensions, if any, are approximate, and subject to change without notice. Floor plans are subject to change in accordance with the Condominium Documents. Balconies and terraces are shown for display purposes only and are subject to change for architectural or approval authority requirements and may vary from floor to floor. Window design may vary. Suite purchased may be mirror image of layout shown. All furniture is for illustration purposes only. Flooring patterns may vary. E. & O.E.

DT1218

INTERIOR: 1,218 SQ.FT. EXTERIOR: 193 SQ.FT. / 156 SQ.FT. 3 BEDROOM + 2 BATH

THREE BEDROOM + DEN



76

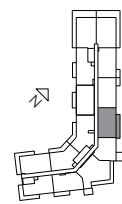
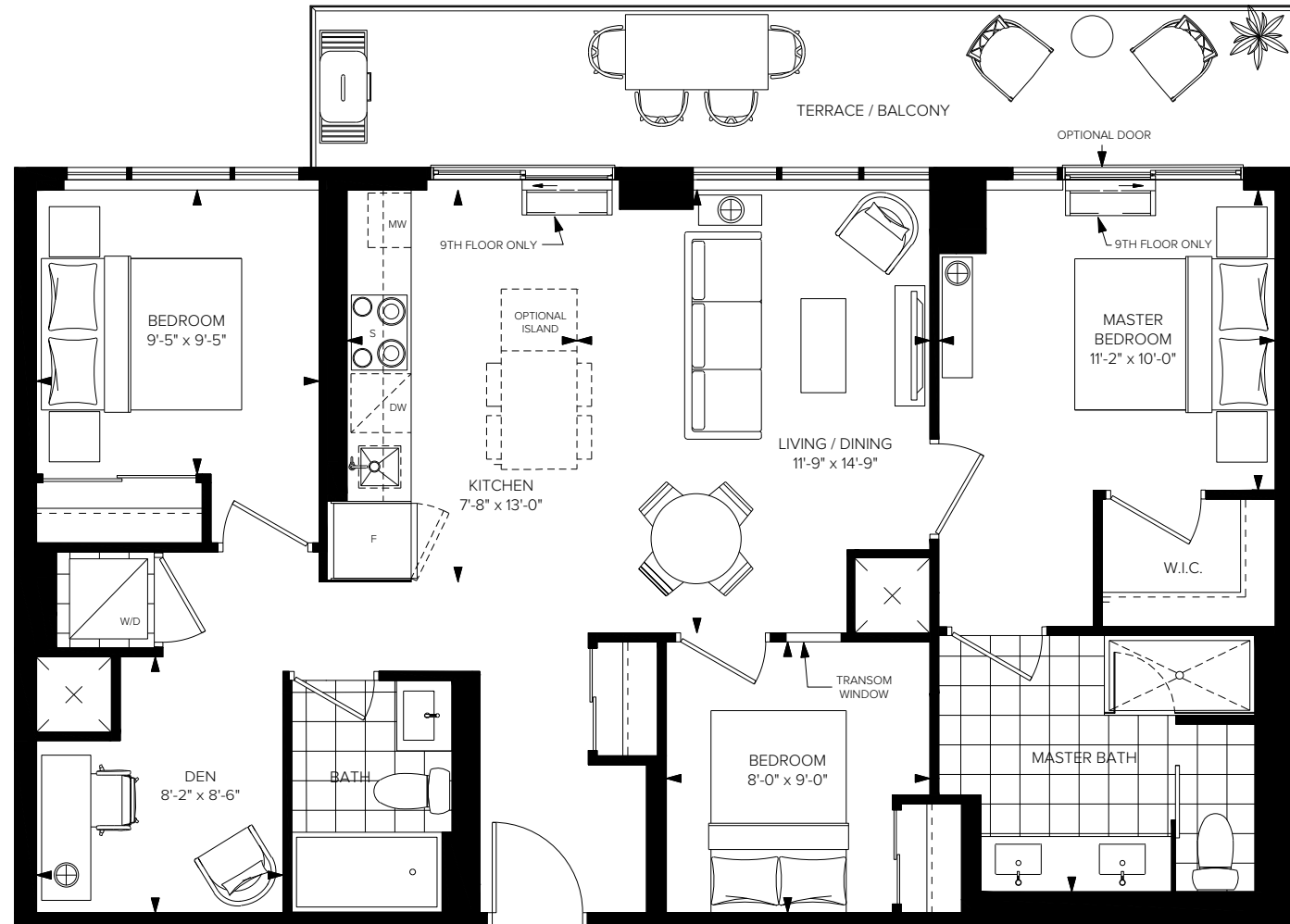
DISTRIKTTAILSIDE

This drawing is not to scale. All details and dimensions, if any, are approximate, and subject to change without notice. Floor plans are subject to change in accordance with the Condominium Documents. Balconies and terraces are shown for display purposes only and are subject to change for architectural or approval authority requirements and may vary from floor to floor. Window design may vary. Suite purchased may be mirror image of layout shown. All furniture is for illustration purposes only. Flooring patterns may vary. E. & O.E.

DISTRIKT TRAILSIDE

DT1060

INTERIOR: 1,060 SQ.FT. EXTERIOR: 177 SQ.FT. 3 BEDROOM + DEN + 2 BATH

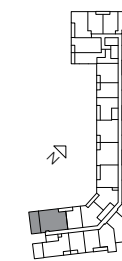
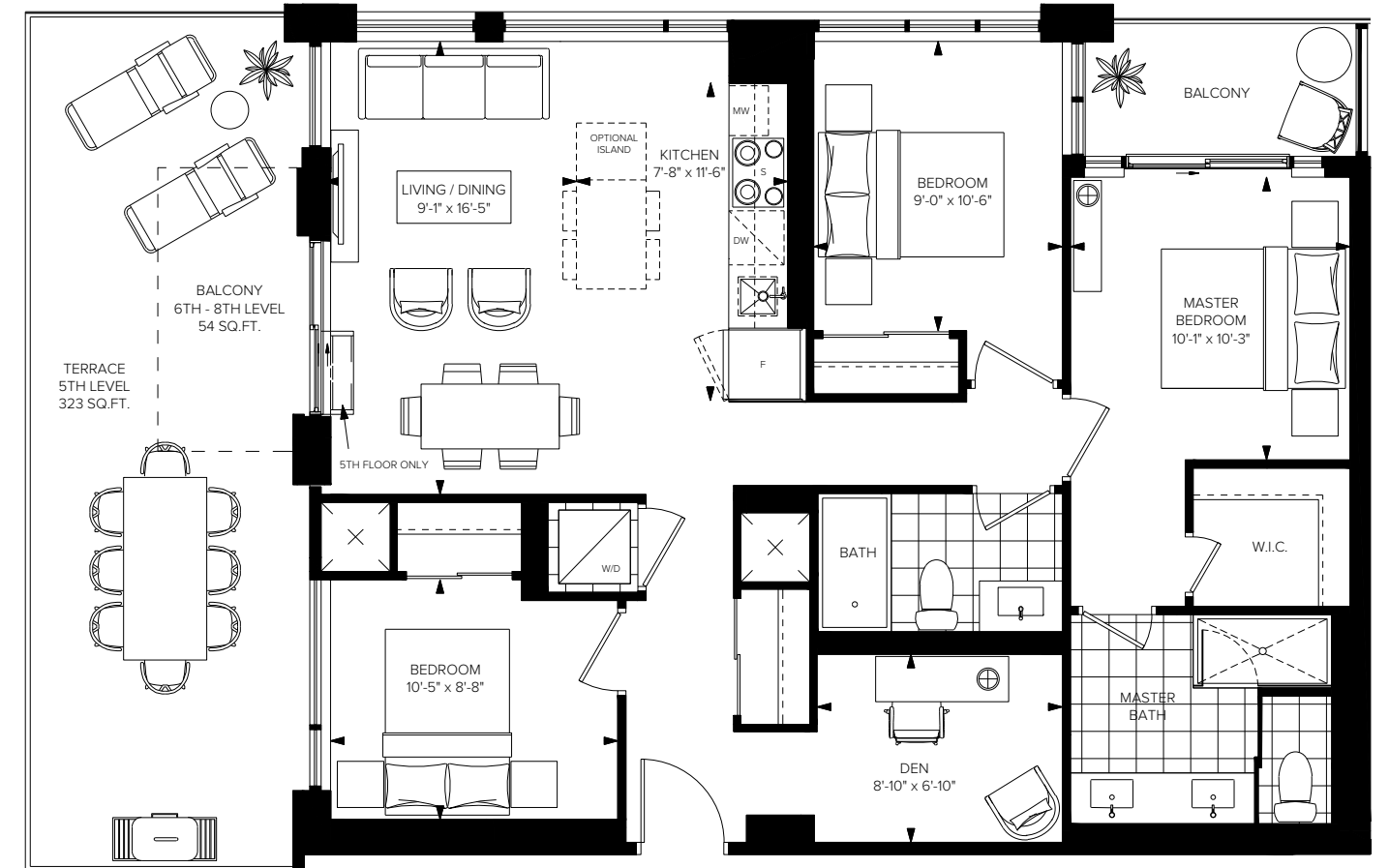


LEVEL 9-10

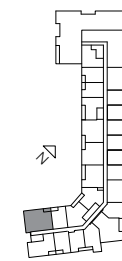
This drawing is not to scale. All details and dimensions, if any, are approximate, and subject to change without notice. Floor plans are subject to change in accordance with the Condominium Documents. Balconies and terraces are shown for display purposes only and are subject to change for architectural or approval authority requirements and may vary from floor to floor. Window design may vary. Suite purchased may be mirror image of layout shown. All furniture is for illustration purposes only. Flooring patterns may vary. E. & O.E.

DT1098

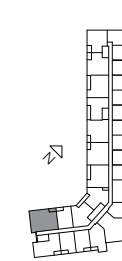
INTERIOR: 1,098 SQ.FT. EXTERIOR: 475 SQ.FT. / 104 SQ.FT. 3 BEDROOM + DEN + 2 BATH



LEVEL 5



LEVEL 6



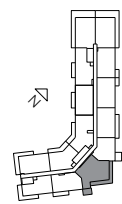
LEVEL 7-8

This drawing is not to scale. All details and dimensions, if any, are approximate, and subject to change without notice. Floor plans are subject to change in accordance with the Condominium Documents. Balconies and terraces are shown for display purposes only and are subject to change for architectural or approval authority requirements and may vary from floor to floor. Window design may vary. Suite purchased may be mirror image of layout shown. All furniture is for illustration purposes only. Flooring patterns may vary. E. & O.E.

DT1360

INTERIOR: 1,360 SQ.FT. EXTERIOR: 415 SQ.FT. / 345 SQ.FT. 3 BEDROOM + DEN + 2 BATH

TWO - STOREY SUITES



LEVEL 9-10

This drawing is not to scale. All details and dimensions, if any, are approximate, and subject to change without notice. Floor plans are subject to change in accordance with the Condominium Documents. Balconies and terraces are shown for display purposes only and are subject to change for architectural or approval authority requirements and may vary from floor to floor. Window design may vary. Suite purchased may be mirror image of layout shown. All furniture is for illustration purposes only. Flooring patterns may vary. E. & O.E.

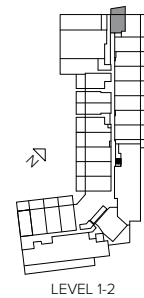
80

DISTRIKTTAILSIDE

DISTRIKT TRAILSIDE

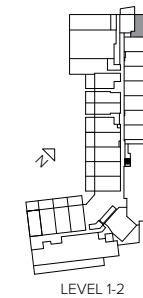
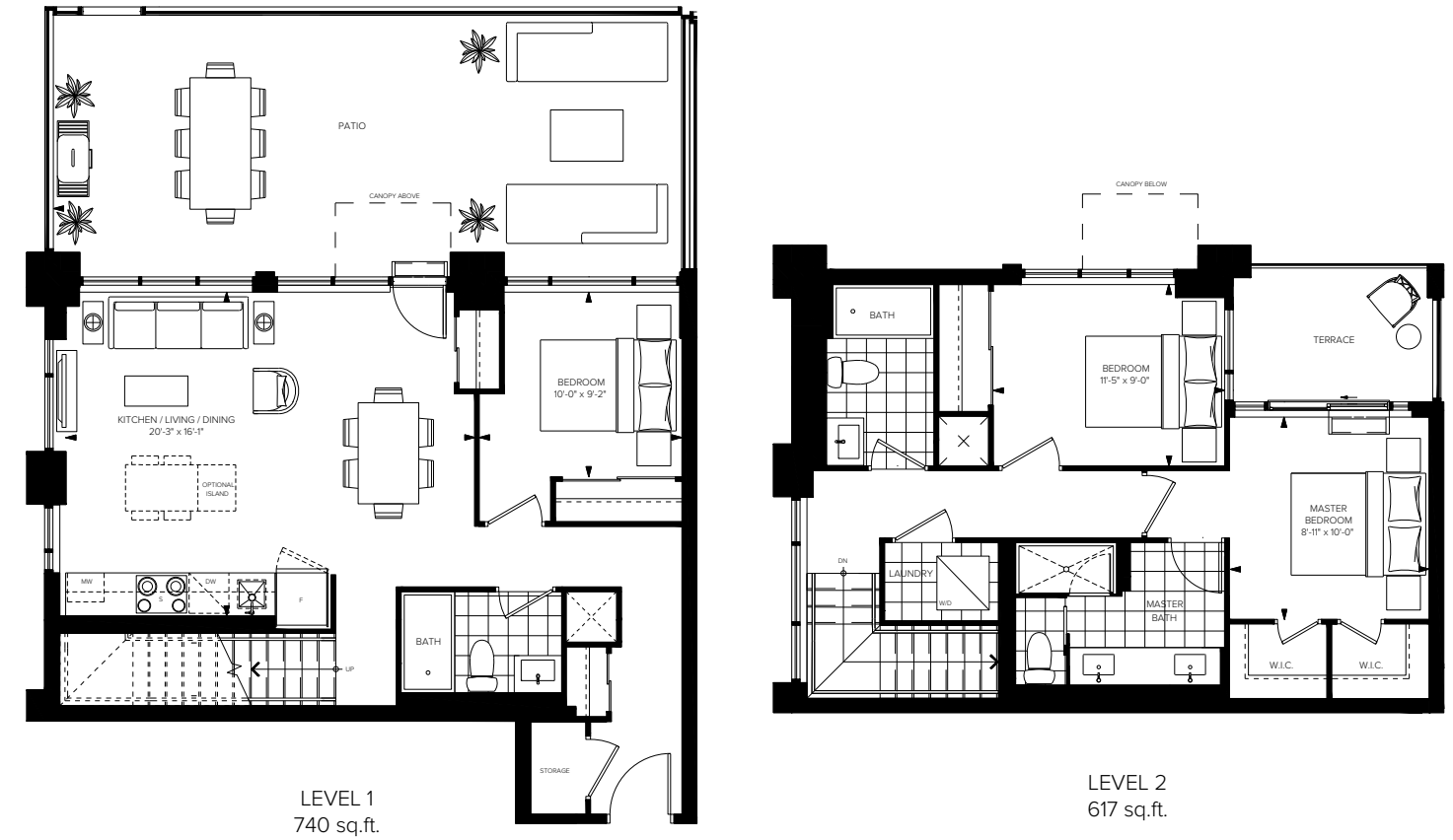
DT1175

INTERIOR: 1,175 SQ.FT. EXTERIOR: 256 SQ.FT. 2 BEDROOM + 2.5 BATH



DT1357

INTERIOR: 1,357 SQ.FT. EXTERIOR: 470 SQ.FT. 3 BEDROOM + 3 BATH

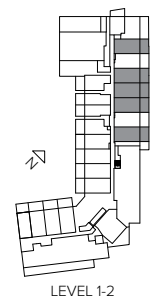
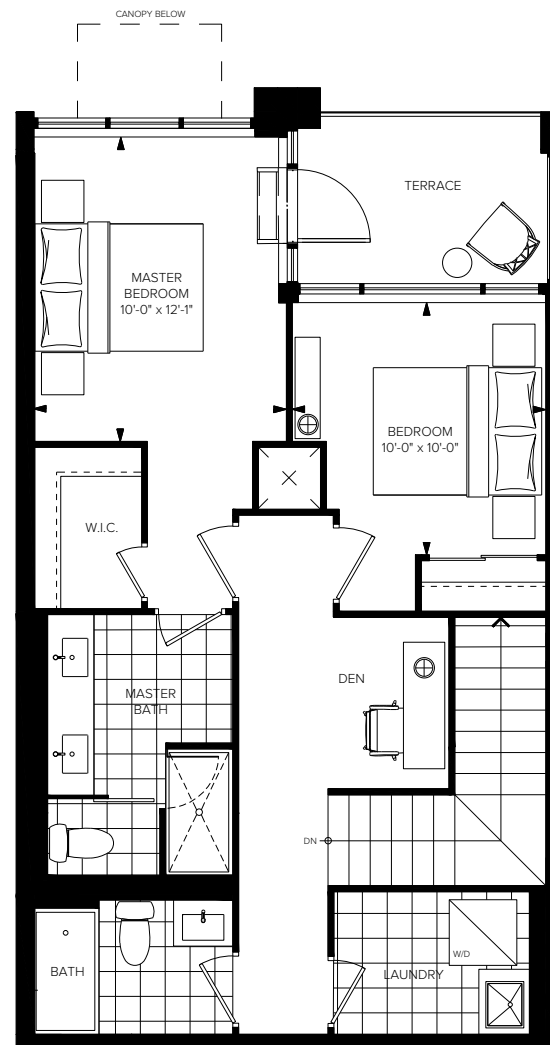
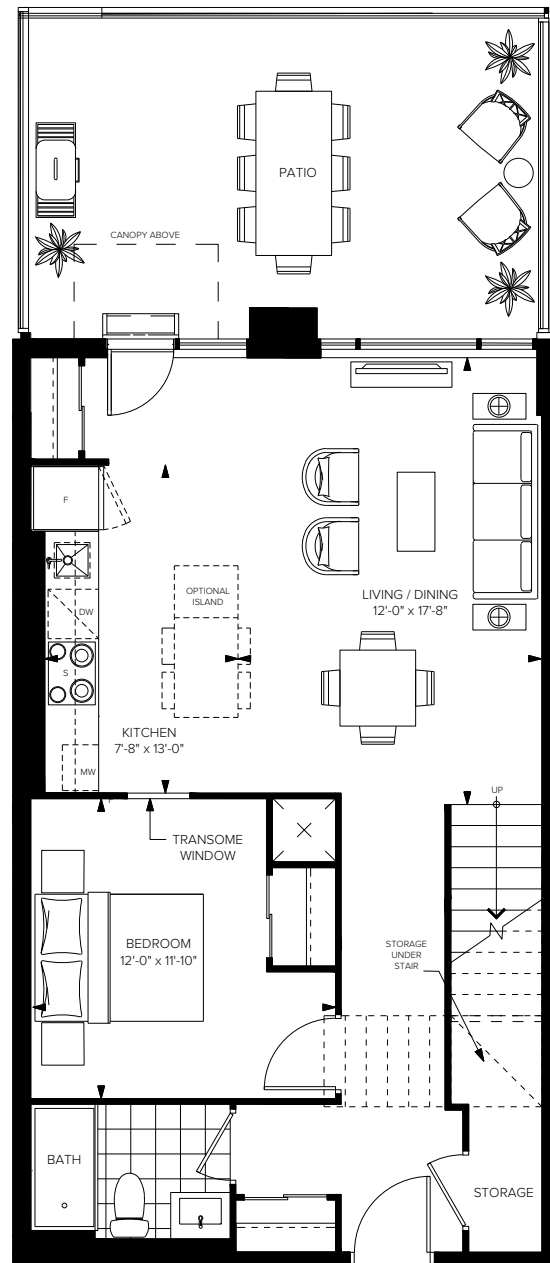


This drawing is not to scale. All details and dimensions, if any, are approximate, and subject to change without notice. Floor plans are subject to change in accordance with the Condominium Documents. Balconies and terraces are shown for display purposes only and are subject to change for architectural or approval authority requirements and may vary from floor to floor. Window design may vary. Suite purchased may be mirror image of layout shown. All furniture is for illustration purposes only. Flooring patterns may vary. E. & O.E.

This drawing is not to scale. All details and dimensions, if any, are approximate, and subject to change without notice. Floor plans are subject to change in accordance with the Condominium Documents. Balconies and terraces are shown for display purposes only and are subject to change for architectural or approval authority requirements and may vary from floor to floor. Window design may vary. Suite purchased may be mirror image of layout shown. All furniture is for illustration purposes only. Flooring patterns may vary. E. & O.E.

DT1469

INTERIOR: 1,469 SQ.FT. EXTERIOR: 325 SQ.FT. 3 BEDROOM + DEN + 3 BATH



This drawings is not to scale. All details and dimensions, if any, are approximate, and subject to change without notice. Floor plans are subject to change in accordance with the Condominium Documents. Balconies and terraces are shown for display purposes only and are subject to change for architectural or approval authority requirements and may vary from floor to floor. Window design may vary. Suite purchased may be mirror image of layout shown. All furniture is for illustration purposes only. Flooring patterns may vary. E. & O.E.

DISTRIKT TRAILSIDE



01-03

04-06

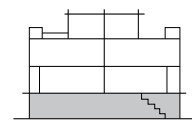
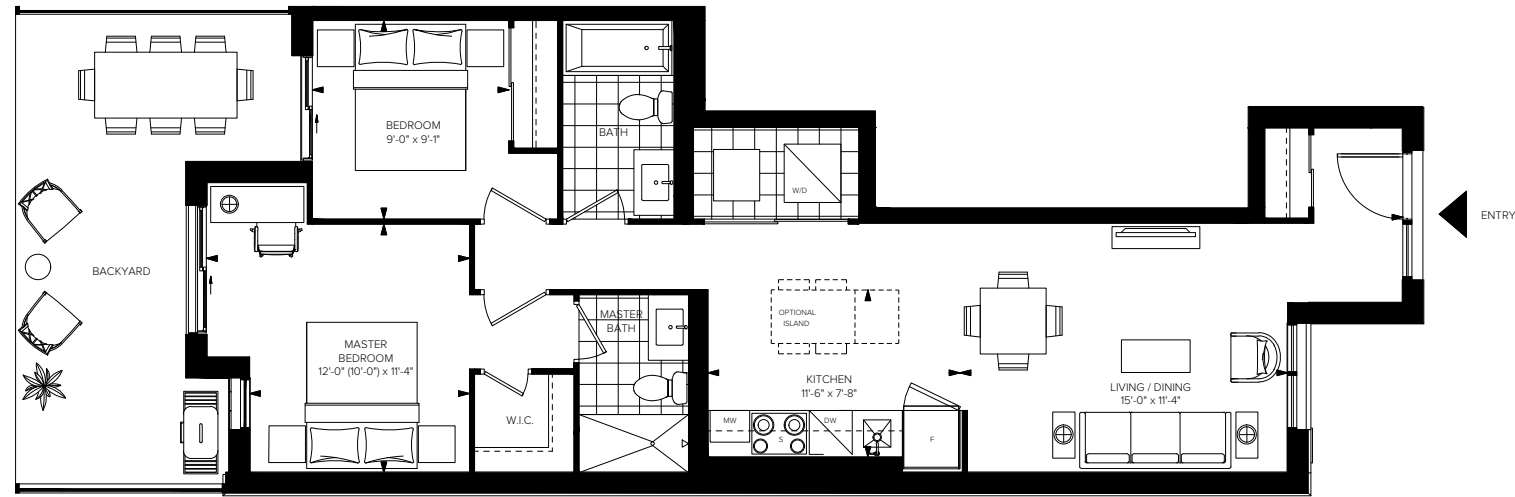
THE ROOFTOPS



All illustrations are artist concept only. E.&O.E.

ES888

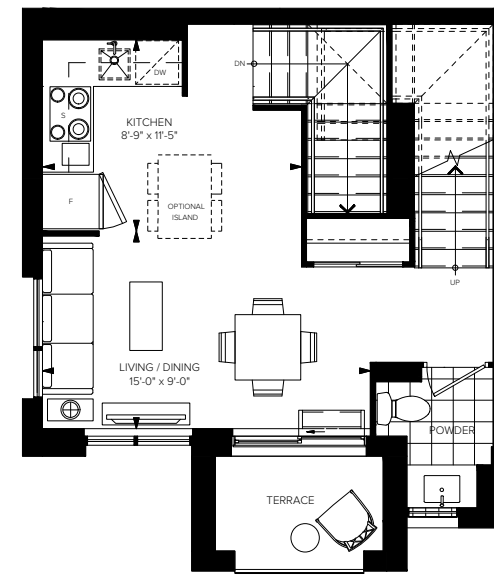
INTERIOR: 888 SQ.FT. EXTERIOR: 391 SQ.FT. 2 BEDROOM + 2 BATH



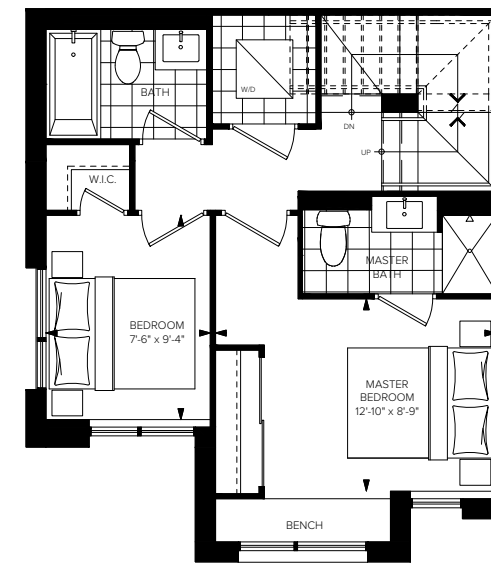
KEY PLAN

ES1101

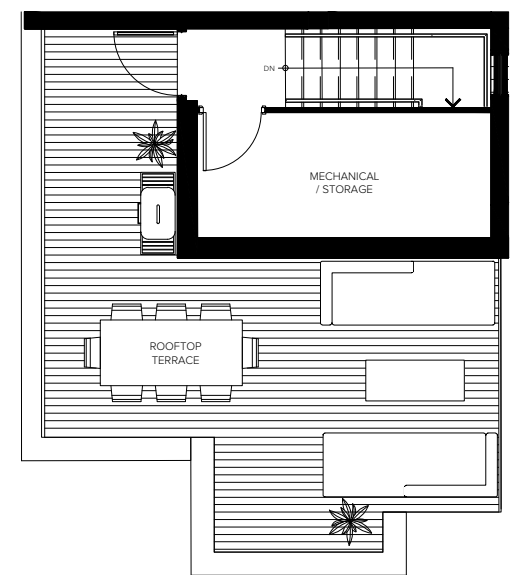
INTERIOR: 1,101 SQ.FT. EXTERIOR: 367 SQ.FT. 2 BEDROOM + 2.5 BATH



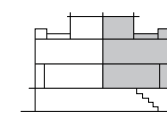
LEVEL 2
440 sq.ft.



LEVEL 3
489 sq.ft.



ROOF LEVEL
172 sq.ft.



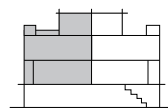
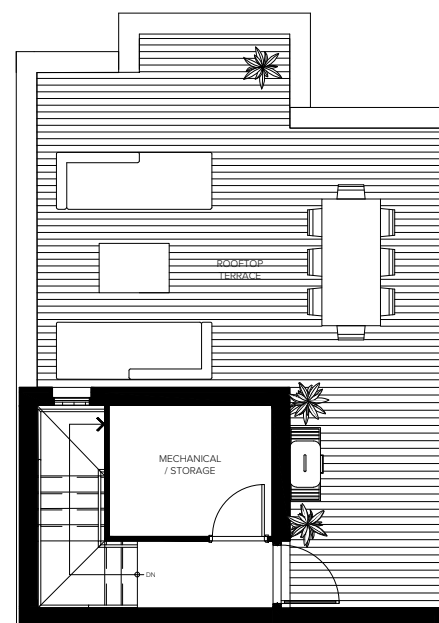
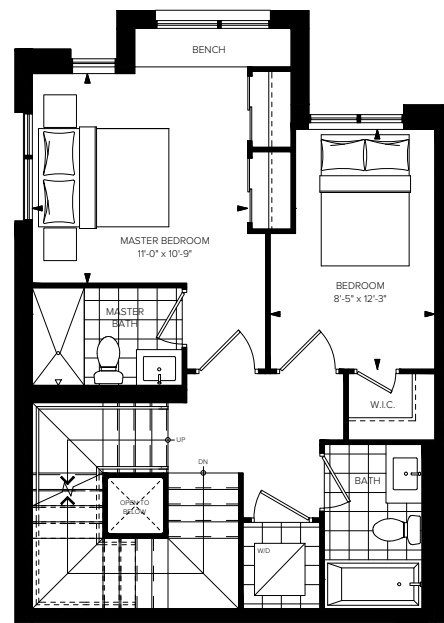
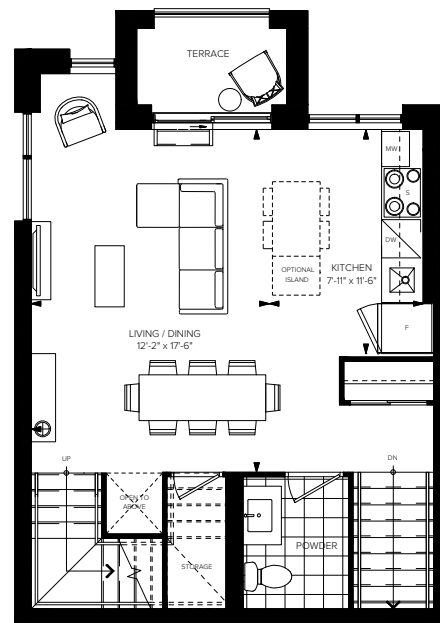
KEY PLAN

This drawings is not to scale. All details and dimensions, if any, are approximate, and subject to change without notice. Floor plans are subject to change in accordance with the Condominium Documents. Balconies and terraces are shown for display purposes only and are subject to change for architectural or approval authority requirements and may vary from floor to floor. Window design may vary. Suite purchased may be mirror image of layout shown. All furniture is for illustration purposes only. Flooring patterns may vary. E. & O.E.

This drawings is not to scale. All details and dimensions, if any, are approximate, and subject to change without notice. Floor plans are subject to change in accordance with the Condominium Documents. Balconies and terraces are shown for display purposes only and are subject to change for architectural or approval authority requirements and may vary from floor to floor. Window design may vary. Suite purchased may be mirror image of layout shown. All furniture is for illustration purposes only. Flooring patterns may vary. E. & O.E.

ES1340

INTERIOR: 1,340 SQ.FT. EXTERIOR: 488 SQ.FT. 2 BEDROOM + 2.5 BATH



KEY PLAN

FEATURES & FINISHES

DISTRIKT TRAILSIDE

This drawing is not to scale. All details and dimensions, if any, are approximate and subject to change without notice. Floor plans are subject to change in accordance with the Condominium Documents. Balconies and terraces are shown for display purposes only and are subject to change for architectural or approval authority requirements and may vary from floor to floor. Window design may vary. Suite purchased may be mirror image of layout shown. All furniture is for illustration purposes only. Flooring patterns may vary. E. & O.E.



All illustrations are artist concept only. E.&O.E.

BUILDING FEATURES

Distrik Trailside West is part of a master-planned community. The West phase includes a ten storey building with two blocks of single and two storey executive suites designed by Kirkor Architects.

- Spectacular indoor amenity and suite features by award-winning interior design firm figure3
- Outdoor amenity spaces and rooftop designed by landscape architect Adesso Design
- The lobby includes a 24 hour concierge, double-height ceilings, and two feature fireplaces
- Located just off the lobby is the property management office and a convenient parcel storage system and mail room
- The ground floor amenity space includes a pet washing station and a double height fitness studio equipped with state of the art weights and universal cardio equipment, as well as ample indoor and outdoor spaces to do yoga and Pilates
- On the 6th floor there is an extensive residents' amenity space featuring a chef kitchen, private dining room, a separate lounge with fireplace, and a games room. The fireside lounge and bar extends to a beautiful outdoor terrace featuring two barbecues and both a trellised dining area and several lounge spaces, surrounded by expansive views of Oakville, Glade side Pond and the nearby lush greenery
- Ample underground parking for all residents and surface parking for visitors
- Extensive bicycle parking for residents, located on the main floor

INNOVATIVE FEATURES

- LED lighting throughout the building. Energy efficient, long lasting and low maintenance
- Exclusive selection of low volatile organic compound (VOC) paints, sealants, and adhesives, including carpet and underlay (as applicable)
- High-performance mechanical systems to ensure the building performs efficiently while providing optimal comfort in all conditions
- CO2 controlled ventilation in amenity spaces to ensure efficient and comfortable control of air quality in amenity spaces
- Electric Vehicle (EV) charging infrastructure in parking garage where applicable
- CO controlled ventilation in the parking garage to ensure efficient and safe control of air quality within the garage
- Building Automation System (BAS) to monitor, control, and ensure efficient and comfortable operation of common area HVAC, lighting and safety systems
- Wi-fi available in all amenity spaces including parking garage

COMFORT, SAFETY AND SECURITY

- Distrikt AI Smart Community System available in-suite and through mobile application includes:
 - One (1) Digital touch-screen wall pad in-suite for residents to interact with home and community
 - Executive suites to include One (1) suite entry door camera
 - Midrise building main entrance intercom system that is integrated to wall pad and mobile app

- Digital door lock for front entrance of all units
- Integrated suite security including door contacts and motion sensor for terrace/ground floor suites
- Community security management with ability to view all buildings' cctv cameras
- Email notifications and phone alerts
- Remote visitor management
- Remote thermostat control and HVAC integration
- Community messaging and notification system (by property management)
- Integrated unit and building alarm notification includes integration with smoke detector
- Building parking management ready
- Suite water floor detection ready
- Parcel integration ready
- Building wired with fibre optics and ready for future technologies
- Each suite to have individually controlled heating and cooling system that provides year round heat and air conditioning
- Sub metering of hydro and water as per applicable plan in Midrise building. Executive suites have also sub metering of gas
- Security cameras in main entrance and key areas around property
- Smoke, heat and carbon monoxide detector(s), as per applicable plan
- Fire detection, protection and sprinkler systems, as per applicable plan

KITCHEN FEATURES

- Luxury kitchen by Trevisano, made in Italy
- Choice of quartz stone countertops from builder's selections
- Choice of luxurious combination of glass and European laminate cabinetry materials including a convenient bank of drawers
- Soft close drawers and cabinets
- Choice of exotic porcelain backsplash tile from builder's standard selections
- Single basin under mount stainless steel sink with single lever faucet and convenient pulldown spray
- Quality appliances include:
 - Stainless steel ENERGY STAR® refrigerator
 - Stainless steel electric smooth top freestanding range
 - Stainless steel hood fan
 - Panel ready ENERGY STAR® dishwasher
 - Stainless steel microwave located in kitchen cabinetry

IN-SUITE FEATURES

- 10' ceiling heights on the penthouse levels and approximately 9' ceiling heights on all floors below, except as required for mechanical and electrical or special architectural features
- 10-1/2' ceiling heights in Executive suites, except as required for mechanical and electrical or special architectural features
- Smooth ceiling finish throughout
- Choice of laminate flooring throughout, except in tiled areas, as per applicable plan, from builder's standard selections
- 2-storey suites to receive oak stairs, oak veneer stringer and nosing with metal handrail
- Approximate 4" baseboards with approximate 2" casing on all interior swing doors throughout
- Slab Style (Flat) smooth interior painted swing

- doors, as per applicable plan. One style throughout
- White flat panel sliding closet doors in bedrooms and in the foyer, as per applicable plan
- Lever on all interior swing doors. Privacy locks on all doors and master bedroom door

LAUNDRY FEATURES

- Laundry areas receive 12" ceramic tile flooring, as per applicable plan
- Stacked energy and water saving front loading white dryer and ENERGY STAR® washer vented to exterior

OUTDOOR FEATURES

- One (1) Natural gas bib on all executive suite patios and terraces, LPH and PH balconies or terraces, as well as certain terraces on level 5 (as per plan) and ground level patios in the midrise building
- Privacy screening for ground floor patios (as per applicable plan where permitted by approval authority)

ELECTRICAL AND COMMUNICATIONS

- Cell phone signal amplifier for quality cell phone reception throughout the building
- Telephone, cable and high speed Internet access via fibre optic distribution in suites
- Surface mounted ceiling lights provided in foyer, bedrooms, living, hallways and den; track light with 3 heads provided in the kitchen and capped ceiling box over dining and kitchen island as per applicable plan
- Designer selected wall mount light fixture installed above each sink in all bathrooms
- Exterior duplex weatherproof receptacle on balconies, terraces and patios
- One (1) USB port
- Decora switches and plugs

MASTER ENSUITE OR MAIN BATHROOM & SECOND BATHROOMS

- Vanity cabinet by Trevisano, made in Italy
- Choice of 12" x 24" tile flooring from builder's standard selections
- Choice of quartz stone countertops from builder's standard selections
- Soft close drawers and cabinets
- Mirror above vanity
- Chrome or Gold colour bathroom accessories to include towel bar and toilet tissue dispenser
- Acrylic soaker tub and/ or stand up shower with ceramic wall tiles to ceiling height as per builders standard selections
- Water saving single lever faucets and shower heads and pressure balanced temperature controlled shower valves included
- Premium high-performance plumbing fixtures and premium single flush toilets throughout to save water and money
- Bathroom vented to exterior with fan and timer

All dimensions are approximate and subject to normal construction variances. Sizes and specifications are subject to change without notice. E. & O. E.

 **DISTRIKT**

[DISTRIKT.COM](https://distrikt.com)